



REGULATOR

THE OFFSHORE LIFE **IN ANY WATERS**




DEEPLY **REWARDING**



Take your offshore experience to the next level with the Regulator 41, now equipped with the Seakeeper Gyro stabilization system. It's got more of everything you've come to expect with incredible deck space, huge livewell and fishbox capacity, optional Taco Grand Slam 380 outriggers with Carbon Fiber poles, and starboard boarding and dive door. The air-conditioned helm station delivers ultimate comfort, and the deluxe cabin features a convenient galley kitchen, double berth, and spacious head with shower. Powered by white-painted quad Yamaha F350s with Helm Master® and Set Point™, it's everything you've ever wanted in a luxury sportfisher.

ULTIMATE **PERFORMANCE**



The Regulator 34 is a true center console, with a design that maximizes space to the point of rivaling its 39-foot competitors. With a new berth that features sleeping accommodations for two and abundant rod rack storage, as well as new starboard boarding and dive door, the 34 is ready to ride. Fishermen's favorites include a transom livewell, transom fishbox, and 3X Deluxe Tackle Center with rigging station. Let out your lines with optional Taco Grand Slam 380 outriggers with Aluminum or Carbon Fiber poles, and keep the fish on ice with an optional refrigerated chill plate for the transom fishbox.

OFFSHORE **VERSATILITY**



The 34SS is what weekends are all about, designed to entertain with ease and pursue the offshore catch in comfort. Find relaxation and convenience at every turn with new starboard boarding and dive door, wraparound Starboard Seating, and sleeping berth with freshwater head and sink. Choose the optional Cockpit Galley with grill and refrigerator to enhance versatility, or the 3X Deluxe Livewell/Tackle Center to complete your strategically-outfitted sportfisher. Either way, you'll have plenty of rod and tackle storage, huge forward fish/storage boxes, 350-gallon fuel tank, and the option for twin or triple Yamaha engines to bring your Regulator experience to the next level.

STRIKING **LINES**



At more than 36 feet in length overall, the 31 hits the sweet spot between classic Regulator style and true innovation. Twin Yamaha F300s with optional Helm Master® and Set Point™ give you the power and control to handle beautifully in any waters. Ready to fish? The massive cockpit and oversized tackle center, fishboxes, and livewell deliver everything you need for a serious day of sportfishing. Time to kick back? Enjoy plenty of deck space, starboard boarding and dive door, integrated forward seat backrests, and other lifestyle amenities designed to maximize comfort offshore.

RUGGED **FISHABILITY**



Step up performance with a fishing machine built for offshore action. With its sharp bow entry and Lou Codega-designed hull, Regulator's signature soft ride comes standard. The 28 Tackle Center, seatback rod holders, and optional T-Top rocket launchers create an ideal rigging station for a group of anglers, putting all of your tackle within perfect reach. Twin Yamaha F300s give you the power to explore, and the transom walkthrough tuna door provides flexibility for both boarding and fishing. Optional sunbed table and removable forward seat backrests add an extra degree of comfort for days spent lounging and entertaining on the water, making the 28 the ultimate expression of the Offshore Life.

ADVENTURE **EVERYDAY**



With beautiful lines and a design engineered for ultimate performance, the Regulator 25 delivers big boat features including a transom walkthrough tuna door, T-Top with surfboard edges, and SeaStar Solutions® Optimus Electronic Power Steering with tilt helm to go above and beyond what you would expect from a mid-size boat. Great speed, fantastic fuel economy, and an incredibly well-balanced ride come standard so you can fish the canyons in comfort or bring the family aboard for everyday fun. Enjoy spacious seating, ample storage, freshwater transom shower, and standard head wherever your days on the water take you.

CONSISTENT COMFORT



Whether you are ready for an offshore run or spending a casual day closer to shore, the 23 has you covered, offering unbelievable stability and comfort in true Regulator style. Big game fishing benefits include a new transom walkthrough tuna door, 46-gallon transom fishbox/livewell, and 350-quart in-deck fishbox, along with a convenient rigging station and plenty of storage. Beyond the thrill of the catch, the 23 features abundant seating, built-in cooler, SeaStar Solutions® Optimus Electronic Power Steering with tilt helm, optional T-Top with surfboard edges, optional through stem bow roller with anchor windlass, and optional head — the ideal suite of amenities for entertaining and discovering the best of life on the water.

REGULATE IN ANY WATERS

The only thing predictable about the high seas? They're unpredictable. The offshore environment can bring any kind of condition — and your boat should be ready to conquer every one.

Regulator's deep vee design meets every condition with confidence. Its magic is in its mix of weight distribution, bottom shape, and horsepower. Because our engines are mounted to the bracket, your boat will encounter less resistance and have more power to safely accelerate in any condition.



A COVETED CERTIFICATION

Quality and consistency earned us a spot as one of the only center console boat manufacturers in the world to achieve ISO 9001: 2008 certification. This exclusive endorsement ensures that Regulators enjoy incredible resale value and a warranty redemption that is consistently less than 1%.

In 1988, we made a promise: to build a better center console sportfisher that would allow you to face any condition, and do it with confidence. At Regulator, this means planning every detail, maintaining consistency in our build process, and always placing quality before delivery.

Above deck, our features, fit, and finish give you the comfort you deserve. Below deck, our deep vee delivers stability without sacrificing speed. Whether you're slicing through chop in pursuit of the big catch or stopping by a sandbar, your Regulator allows you to live the Offshore Life™

RIDE STRESS FREE

It takes four core components to create our signature ride — the hull, the stringer, the liner, and the deck cap. Each of these parts is constructed as one solid piece, without any mechanical or chemical fasteners, then bonded together to give you the fit, finish & ride that only Regulator can deliver.

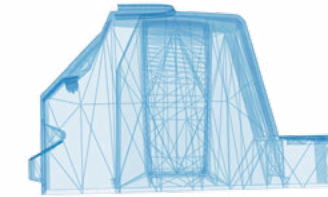
It all starts with the stringer, which is made from one solid piece of fiberglass, handcrafted without an ounce of wood, then bonded to the hull. To add rigidity and reduce noise, foam is injected into the stringer so that the stringer and hull become one solid unit. This means that once the stringer is in, it's in for good. By working with four solid pieces, we eliminate much of the stress at the deck, liner, and hull joints to deliver a difference you ultimately feel offshore. When nothing moves beneath your feet, you know you're on a boat built to handle the high seas.

See more of what's behind our Legendary Ride by visiting our factory, or visit us at regulatormarine.com


T-Top



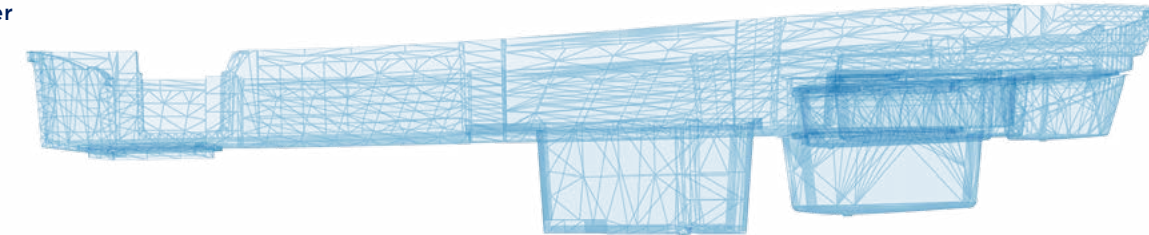
Console




Deck Cap




Liner



Stringer

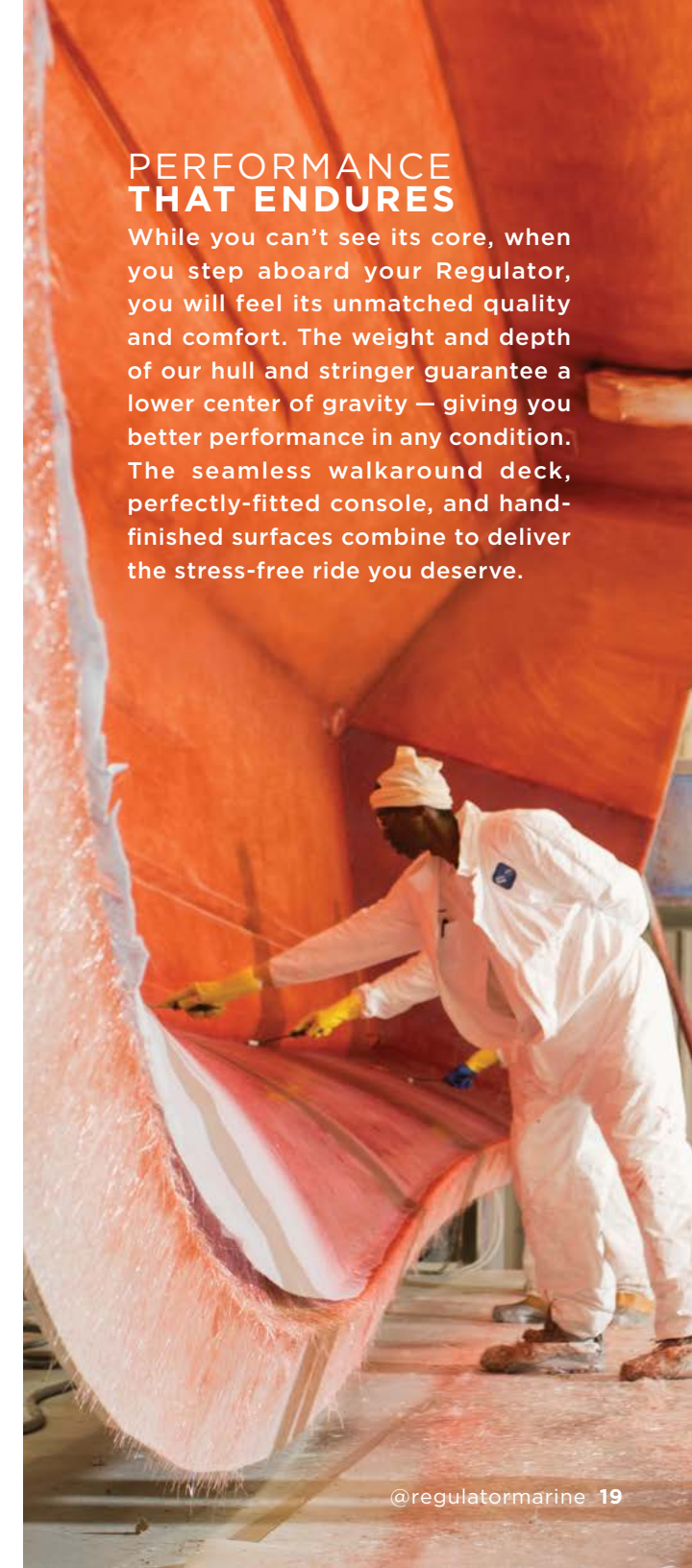


Hull



PERFORMANCE THAT ENDURES

While you can't see its core, when you step aboard your Regulator, you will feel its unmatched quality and comfort. The weight and depth of our hull and stringer guarantee a lower center of gravity — giving you better performance in any condition. The seamless walkaround deck, perfectly-fitted console, and hand-finished surfaces combine to deliver the stress-free ride you deserve.



JOIN OUR **REGULATOR FAMILY**

The Regulator customer support team will stop at nothing to ensure you get the best out of your Regulator ride. Our management team, designers, and engineers are regularly in the field, talking with customers to learn what makes them tick, then bringing feedback to the factory to be sure they are heard.

Regulator Marine consistently wins the National Marine Manufacturer Association CSI (Customer Service Index) Award, representing the highest level of customer satisfaction.

Above all, we are always on call to help you make the most of the Offshore Life™



SHOP OUR GEAR STORE! regulatormarinegear.com

LIVE YOUR **OFFSHORE** LIFE

@REGULATORMARINE #OFFSHORELIFE



BUILD YOURS @REGULATORMARINE.COM

1 CHOOSE YOUR GELCOAT

	
Regulator Red	Carolina Blue
	
Storm Gray	Seafoam
	
Abaco Sky	Backcove
	
Flag Blue	Gulfstream Blue

Custom colors available in addition to White.

2 ADD YOUR BOOT STRIPE

		
Navy/Navy/Navy	Navy/White/Navy	Navy/Charcoal/Navy
		
Navy/Peacock Blue/Navy	Peacock Blue/Navy/Peacock Blue	Navy/Blue/Navy
		
Black/Black/Black	Chrome/Chrome/Chrome	White/Charcoal/White
		
Navy/Red/Navy	Red/Navy/Red	Red/Red/Red
		
Red/White/Red	Black/Charcoal/Black	Charcoal/Magnesium/Charcoal

Regulator boats have 2 5/8" Triple Striping Overall:
3/8" Top Color, 1/4" Middle Color, and 1 3/4" Bottom Color.
Also available in White/White/White.

3 SELECT A POWDER COAT FINISH

		
Storm Gray	Backcove	White













Also available in standard Brushed Aluminum finish



White Powder Coat finish and Hull-Matched T-Top Underside, shown on the Regulator 34SS with Three-Sided Clear Spray Curtain

Gelcoat, stripe, powder coat, and canvas colors are approximate.

4 CUSTOMIZE YOUR CANVAS

		
Aqua Blue	Black	Deep Gray
		
Natural	Navy	Red
		
Sky Blue	Sand	Pacific Blue
		
Console Cover	Helm Cover	Seating Cover

POWER YOUR RIDE



Every Regulator on the water today is powered by Yamaha for dependability and peak performance at every turn. Cruise with command and make marina maneuvering easier than ever with Yamaha Helm Master® (standard on the 41 and available on the 34SS, 34, 31) — a fully-integrated boat control system that brings the advantages of digital technology to every facet of operation, and uses joystick controls to help you easily navigate your Regulator in any direction. New for 2018, every Regulator from the 31 to the 41 will now have a standard Yamaha CL7™ Touchscreen Display, as well as Set Point™ Technology when choosing the optional Yamaha Helm Master®.

White-painted engines come standard on the 41. Custom-painted engines are available on all models.



NAVIGATE YOUR OPTIONS



GARMIN® FISH

One 12" GPSMAP® 7612 multi-touch widescreen chartplotter/sonar display, VHF 110 radio with 8' Digital VHF antenna, autopilot GHP Reactor™ Steer-by-wire Standard Corepack, and Airmar® B150 CHIRP transducer.

Available on the 25 and 23.



GARMIN® PREMIUM FISH

Available on the 28, 25, and 23, this package includes every feature of the Garmin® Fish (above), plus an additional 12" GPSMAP® 7612 display, GMR™ 24 xHD marine dome radar, and VHF 210 AIS radio. Opt for the Garmin® 1kW CHIRP sonar upgrade, available on the 28 and 25. Plus, unique to the 28, enjoy new black flushmount electronics face.



GARMIN® OFFSHORE

Two 16" GPSMAP® 7616 multi-touch widescreen chartplotter/sonar displays, VHF 200 radio with 8' digital antenna, GMR™ 424 xHD2 4kW open-array radar, Airmar® B265 LH broadband 7-element 1kW CHIRP transducer, and autopilot GHP Reactor™ Steer-by-wire Standard Corepack with new black flushmount electronics face. A GMR™ 624 xHD2 6kW open-array radar upgrade is also available.

Available on the 34SS, 34, 31, and 28.



GARMIN® OFFSHORE 41

Three 17" GPSMAP® 8617 multi-touch widescreen chartplotter/sonar displays, VHF 210 radio with 8' digital VHF antenna, GMR Fantom™ 4 Doppler effect open-array radar, Airmar® B265 LH broadband 7-element 1kW CHIRP transducer, and autopilot GHP Reactor™ Steer-by-wire Standard Corepack with new black flushmount electronics face.

Available on the 41.



SEATING, TACKLE & STORAGE

Spacious seating at the helm, and tackle centers designed by fishermen for fishermen, make every option the perfect catch. Select Regulator's Deluxe Tackle Centers for decked out rigging stations, additional livewells, and generous storage compartments, or choose the Cockpit Galley complete with refrigerator, sink, and grill. Both options feature captain's comforts including helm companion seating with flip-up bolsters and footrests with SoftGrip foot rail.

4x
DELUXE



4X Deluxe Seating
Standard on 41



4X Deluxe Tackle Center
Standard on 41



Forward Settee
Standard on 41

3x
DELUXE



3X Deluxe Seating
Standard on 34SS, 34, 31



3X Deluxe Tackle Center
Standard on 34SS, 34, 31




3X Deluxe Livewell/Tackle Center
Optional on 34SS, 34, 31

2x
DELUXE



2X Deluxe Seating
Optional on 25, 23



2X Deluxe Tackle Center
Optional on 25, 23



2X Deluxe Livewell/Tackle Center
Optional on 28

EXPLORE MORE FEATURES

2x
28 TACKLE



28 Seating
Standard on 28



28 Tackle Center
Standard on 28

***NEW!** Upholstery Colors
in addition to White*



Desert Tan with Chocolate Welting



Dove Gray with Pewter Welting

COCKPIT
GALLEY



Cockpit Galley Seating
Optional on 34SS, 34



Cockpit Galley
Optional on 34SS, 34

SUPER
SPORT



SuperSport Leaning Post Seating
Standard on 25, 23



SuperSport Tackle Center
Standard on 25, 23



Fiberglass Table with Flushmount Electric Motor (Converts to Sun Bed with Cushions) Standard on 41



Fiberglass Table (Converts to Sun Bed with Cushions) Optional on 34SS, 34, 31, 28, 25, 23



Sun Bed with Cushions (Converts to Fiberglass Table) Optional on 34SS, 34, 31, 28, 25, 23



Forward Seating/Storage
Standard on all models



Removable Forward Seating Backrests
Optional on 28, 25, 23



Integrated Forward Seating Backrests
Standard on 41, 34SS, 34, 31



Starboard Seating
Standard on 34SS



Console Seat with Insulated Cooler
Standard on 31, 28, 25, 23



Integrated Flush-Folding Transom Seat
Standard on all models



Starboard Boarding and Dive Door
Standard on 41, 34SS, 34, 31



Transom Walkthrough Tuna Door
Standard on 28, 25, 23



Cockpit Hatch for Mechanical Access
Standard on all models

CUSTOMIZE YOUR OPTIONS

In addition to our power-packed standard features, Regulator offers many options to suit your needs. See our Standards & Options on pages 34-47 for a complete listing of options available by model.



Edson™ Wheel with Power Knob
Standard on 41, 41 Tower, 34SS, 34, 31
Optional on 28, 25, 23



T-Top with Surfboard Edges
Optional on 25, 23



T-Top with Surfboard Edges & Aft Support Frame Standard on 41



T-Top with Surfboard Edges and Flushmount Electronics
Optional on 34SS, 34, 31, 28



T-Top Rocket Launcher
Optional on all models



Dual Station Tower
Optional on 41



NEW! Edson™ Elite Carbon Wheel with Power Knob
Optional on 41, 41 Tower, 34SS, 34, 31



Taco Grand Slam 380 Outriggers with Aluminum Poles
Optional on 34SS, 34, 31, 28, 25, 23




Taco Grand Slam 380 Outriggers with Carbon Fiber Poles
Optional on 41, 34SS, 34, 31, 28



Flexiteek Bracket Mat
Standard on 41
Optional on 34SS, 34, 31, 28, 25, 23



Bracket Matched to Hull Color
Optional on all models



Bucket Holder with Regulator Buckets
Standard on 41
Optional on 34SS, 34, 31, 28, 25, 23



Through Stem Bow Roller with Windlass, Remote Switch, Rode, and Anchor Optional on all models



Pair of Additional 0° or 30° Rod Holders
Optional on all models



Entertainment Upgrade Package
8 JL Premium Speakers, 700 W Amp, External Digital Antenna, and Subwoofer.
Standard on 41. Optional on 34SS, 34, 31, 28



Multi-Colored Underwater LED Lights
Set of 2. Available in multiple colors.
Optional on 41, 34SS, 34, 31, 28, 25



NEW! Yamaha Helm Master® with Set Point™ Standard on 41
Optional on 34SS, 34, 31



NEW! Lenco Marine Auto Glide
Optional on all models



NEW! Remote-Controlled ACR Spotlight
Optional on all models



NEW! Cockpit Freshwater Engine Flush
Optional on all models



NEW! Factory-Installed Garmin® GXM 53 SiriusXM® Weather Marine Receiver Upgrade Optional on all models



STANDARDS & OPTIONS

STANDARD EQUIPMENT

Console

- Ritchie Blue Face SuperSport Compass
- Yamaha CL7™ Touchscreen Display (Console & Tower)
- Marine Stereo with AM/FM/WB, SiriusXM® Ready with Bluetooth and (8) JL Premium Speakers, 700W Amp, External Digital Antenna, and Subwoofer
- EZ-View Flushmount Electronic Mounting Face with Access in Head Compartment
- Battery System with Switches and (8) Marine Batteries with Easy Access at Helm
- (2) 40 Amp Battery Chargers with (1) 50' Power Cord
- Frameless Tempered Glass Windshield
- Glove Boxes with Fiberglass Lids
- Edson™ Polished Silver Wheel with Power Knob
- Frameless Fiberglass Integrated Console Door
- Helm Air Conditioner Vents
- Flexiteek Marine Decking at Helm
- Helm Space for up to Three 17" Displays
- USB Charging Ports

Console Interior

- CO Detector
- Courtesy LED Lights
- Bilge High Water Alarm
- Sleeping Accommodations for Two with Reading Lights
- Galley with Refrigerator, Microwave, Sink, Inductive Cooktop, and Cabinet Storage
- Cherry Dining Table with Seating for Four
- 10,000 BTU Air Conditioner
- 8kW Fischer Panda Diesel Generator
- 28" 12V LED TV with AM/FM/CD/DVD Player

Head Interior

- Stand-Up Head Compartment with Electric Head with 13 gal. Holding Tank, Solid Surface Counter Top, Sink with Hot Water and Cabinet Storage, Interior Lighting, and Mirror
- Hot Water Shower and (2) Towel Racks
- Vented Port Light

Deck & Cockpit

- Seakeeper Gyro Stabilization System
- Fiberglass T-Top with Surfboard Edges, Electronics Box, Integrated Spreader Lights, Multi-Colored LED Lights, and Rocket Launchers Built Into Aft Support Frame
- 360° Coaming Pads
- Stainless Steel 14x18 Trim Tabs with Indicator Switch
- Starboard Boarding and Dive Door with Integrated Folding Ladder
- Pull Up Bow Cleats
- Stainless Steel Hardware Through-Bolted with Elastic Stop Nuts
- Molded Non-Skid Horizontal Surfaces
- Engine Bracket with Integrated Telescoping Ladder and Flexiteek Marine Decking
- Through Stem Bow Roller with Anchor Windlass in Forward Deck Anchor Locker, Remote Switch, Rode, Anchor, and Freshwater Wash Down
- Hull Color Matched Stainless Steel Scuppers
- Flush-Mounted Fiberglass Sun Bed with Filler Cushion and Convertible Pedestal Table with Electric Motor to Raise/Lower
- White-Painted Engines
- USB Charging Ports in Forward Seating Area

Fishing Equipment

- 60 gal. Freshwater System with Wash Down Faucets (2) and Transom Shower
- Insulated Illuminated 336 qt. Transom Fishbox
- Insulated Illuminated 40 gal. Transom Livewell (2)
- Saltwater Wash Down and Livewell Plumbing
- Bucket Holder with Custom Regulator Buckets in Forward Settee
- Stainless Steel Rod Holders (6)
- 624 qt. In-Deck Illuminated Fishbox/Locking Rod Storage (Holds 8 Rods)

Seating

- Forward Seating with Flip-Up Backrests
- Forward Console Settee
- 4X Deluxe Tackle Center
- Integrated Flush Folding Transom Seat

POWER

- Quad Yamaha F350 4-Stroke Engines with Digital Electronic Controls and Yamaha Helm Master® with Set Point™

CUSTOMIZED OPTIONS

Color

- Featured or Custom Hull Color
- Hull Color Matched Bracket
- White, Backcove, or Storm Gray Powder Coat Package
- Custom-Painted Engines

T-Top & Tower

- 3-Sided Spray Curtain Enclosure
- T-Top Underside to Match Hull Sides or Different Than Hull Sides
- Taco Grand Slam 380 Outriggers with 20' Carbon Fiber Poles
- Dual Station Tower with Controls and Hardtop

Seating & Upholstery

- Desert Tan or Dove Gray Upholstery

Comfort & Convenience

- Edson™ Elite Carbon Wheel with Power Knob (Console & Tower)*
- Pair of Additional 0 or 30 Degree Rod Holders
- Refrigerated Transom Fishbox
- Multi-Colored Underwater LED Lights (2)
- Lenco Marine Auto Glide**
- Remote-Controlled ACR RCL-100 LED Spotlight
- Cockpit Freshwater Engine Flush

Electronics

- Factory-Installed Garmin® Offshore 41 Package with Black Flushmount Electronics Face
- Factory-Installed Garmin® GXM 53 SiriusXM® Weather Marine Receiver Upgrade**

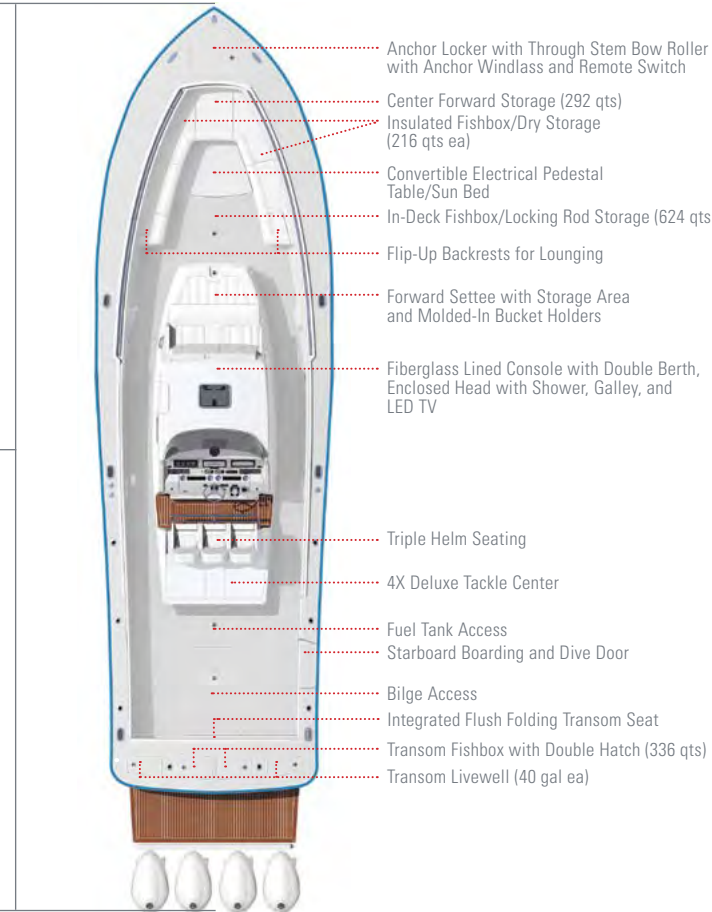
* In Lieu of Standard Wheel
** Factory-Installed Electronics Required



Leading the fleet with a

LOA of 47' 3"

the 41 provides the fit,
finish & ride that only
Regulator can deliver.



- MODEL SPECIFICATIONS**
- LOA..... 41' 3"
 - LOA with Bracket & Engines . . . 47' 3"
 - Beam 12' 6"
 - Dry Weight - Quad Engines. . 20,100 lbs
 - Fuel Capacity600 gal
 - Diesel Capacity20 gal
 - Deadrise 24 degrees
 - Center Forward Storage 292 qts
 - Forward Seat Insulated Fishbox/Dry Storage (2) . . . 216 qts ea
 - In-Deck Fishbox/Locking Rod Storage 624 qts
 - Console Storage with Molded-In Bucket Holders . . . 240 qts
 - Head Holding Tank 13 gal
 - Freshwater Tank60 gal
 - Hot Water Tank 6 gal
 - Transom Livewell (2) 40 gal ea
 - Transom Fishbox 336 qts
 - Draft..... 29" - Engines Up
 - Draft 37" - Engines Down

NOTE: Factory-installed engines include electronic binnacle control with combined power trim-tilt. The Yamaha CL7™ Touchscreen Display features 7" full color, high resolution LCD display which indicates critical systems information, including: gear selected, engine RPM, boat speed, engine trim level, available fuel in gallons, fuel level, fuel flow, fuel economy and up to four vital engine functions that are user selectable (i.e. oil pressure, water pressure and battery voltage) in an easy to read bar graph. Factory-installed Yamaha engines come standard with stainless steel SDS props and Yamaha 10 micron fuel/water separators.



STANDARDS & OPTIONS

STANDARD EQUIPMENT

Console

- SeaStar Solutions® Optimus Electronic Power Steering with Tilt Helm
- Yamaha CL7™ Touchscreen Display
- Ritchie Blue Face SuperSport Compass
- Marine Stereo with AM/FM/WB, SiriusXM® Ready with Bluetooth and (4) Premium Speakers
- EZ-View Flushmount Electronic Mounting Face with Access in Head Compartment
- Quad Battery System with Switches and Marine Batteries
- 40 Amp Battery Charger with 50' Power Cord
- Frameless Tempered Glass Windshield
- Glove Box with Fiberglass Lid
- Edson™ Polished Silver Wheel with Power Knob
- Frameless Fiberglass Integrated Console Door
- USB Charging Ports

Console Interior

- CO Detector
- Vented Port Light in Console
- Courtesy LED Lights
- Bilge High Water Alarm
- Sleeping Accommodations For Two Complete with Reading Lights
- Stand-Up Head Compartment with Solid Surface Counter Top, Hand-Held Shower, Polished Stainless Steel Sink with Storage Below, Interior Lighting, and Mirror
- Electric Head with 13 gal. Holding Tank
- Rod Racks for up to 11 Rods

Deck & Cockpit

- 360° Coaming Pads
- Stainless Steel 14x18 Trim Tabs with Indicator Switch
- Pull Up Bow Cleats
- Stainless Steel Hardware Through-Bolted with Elastic Stop Nuts
- Molded Non-Skid Horizontal Surfaces
- Engine Bracket with Integrated Telescoping Ladder
- 368 qt. Forward Center Dry Storage Compartment
- Forward Deck Anchor Locker with Rope Storage
- Stainless Steel Scuppers
- Below Deck Bulk Cockpit Storage Compartment
- Starboard Boarding and Dive Door with Removable Folding Ladder
- USB Charging Ports in Forward Seating Area

Fishing Equipment

- 31 gal. Freshwater System with Wash Down and Transom Shower
- 6' Starboard Side Insulated Cooler Box/Rod Storage
- 6' Port Side Insulated Cooler Box/Rod Storage
- Insulated Illuminated Transom Fishbox & Insulated Illuminated Transom Livewell
- In-Deck Illuminated Fishbox/Locking Rod Storage
- Saltwater Wash Down and Livewell Plumbing
- Stainless Steel Rod Holders (4)

Seating

- Forward Seating with Flip-Up Backrests
- Upholstered Forward Console Seating for Two
- 3X Deluxe Tackle Center
- Integrated Flush Folding Transom Seat

POWER OPTIONS

- Twin Yamaha F350 4-Stroke Engines with Digital Electronic Controls
- Twin Yamaha F350 4-Stroke Engines with Digital Electronic Controls and Yamaha Helm Master® with Set Point™
- Triple Yamaha F300 4-Stroke Engines with Digital Electronic Controls
- Triple Yamaha F300 4-Stroke Engines with Digital Electronic Controls and Yamaha Helm Master® with Set Point™

CUSTOMIZED OPTIONS

Color

- Featured or Custom Hull Color
- Hull Color Matched Bracket
- Flexiteek Marine Decking for Bracket
- White, Backcove, or Storm Gray Powder Coat Package*
- White-Painted or Custom-Painted Engines

T-Top

- Fiberglass T-Top with Surfboard Edges, Electronics Box, Integrated Spreader Lights, and Multi-Colored LED Lights
- 3-Sided Spray Curtain Enclosure*
- T-Top Underside to Match Hull Sides or Different Than Hull Sides*
- T-Top Rocket Launcher*
- Taco Grand Slam 380 Outriggers with 18' Aluminum Poles*
- Taco Grand Slam 380 Outriggers with 16' Carbon Fiber Poles*

Seating & Upholstery

- 3X Deluxe Livewell/Tackle Center**
- Cockpit Galley**
- Fiberglass Sunbed Table with Filler Cushion and Convertible Pedestal Table
- Dove Gray or Desert Tan Upholstery
- Helm, Console, and Seating Canvas Covers

Comfort & Convenience

- Edson™ Elite Carbon Wheel with Power Knob***
- Bucket Holder with Custom Regulator Buckets
- Bow Thruster
- Insulated/Macerated Aft Floor Fishbox
- Pair of Additional 0 or 30 Degree Rod Holders
- Refrigerated Transom Fishbox
- Through Stem Bow Roller with Anchor Windlass, Remote Switch, Rode, and Anchor
- Multi-Colored Underwater LED Lights (2)
- 12V 6000 BTU Air Conditioner & Helm Air Conditioner Vents
- Lenco Marine Auto Glide†
- Remote-Controlled ACR RCL-100 LED Spotlight*
- Cockpit Freshwater Engine Flush

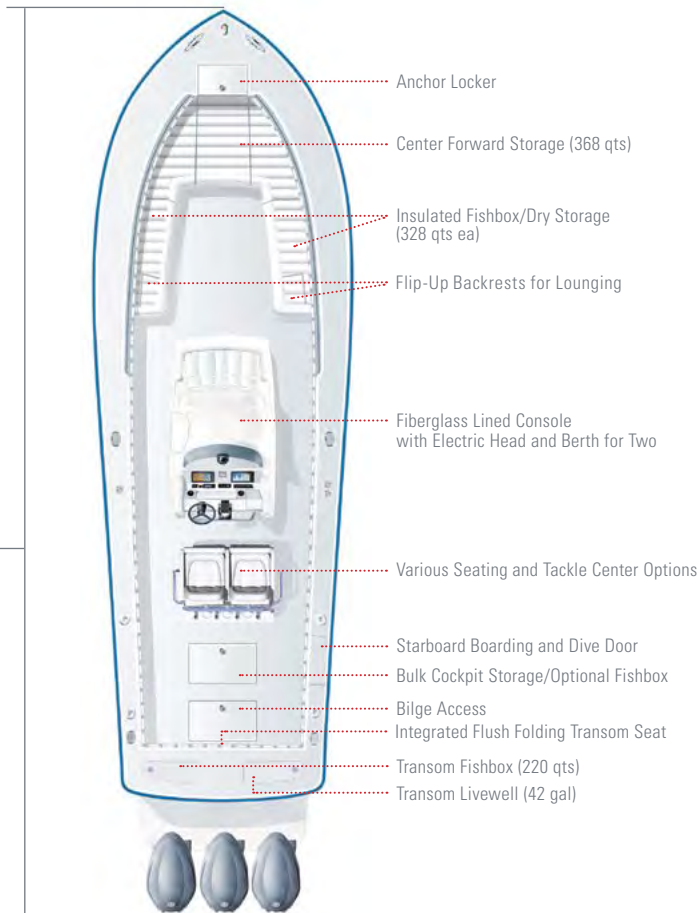
Electronics

- Entertainment Upgrade Package: Includes (8) JL Audio® Premium Speakers, 700W Amp, Subwoofer, and External Digital Antenna*
- Factory-Installed Garmin® Offshore Package with Black Flushmount Electronics Face*
- Factory-Installed Garmin® Offshore Package with Black Flushmount Electronics Face with GMR™ 624 xHD2 6kW Open-Array Radar Upgrade*
- Factory-Installed Garmin® GXM 53 SiriusXM® Weather Marine Receiver Upgrade†

* T-Top Must Be Selected
** In Lieu of 3X Deluxe Tackle Center
*** In Lieu of Standard Wheel
† Factory-Installed Electronics Required



Rides larger than anything in its class with a LOA of 39' 4" to rival its 39-foot competitors.



MODEL SPECIFICATIONS

- LOA..... 33' 10"
- LOA with Bracket & Engines 39' 4"
- Beam 10' 11"
- Dry Weight - Twin Engines ... 11,115 lbs
- Dry Weight - Triple Engines . 11,315 lbs
- Fuel Capacity 350 gal
- Deadrise 24 degrees
- Center Forward Storage 368 qts
- Forward Insulated Fishbox/ Dry Storage (2) 328 qts ea
- Head Holding Tank 13 gal
- Freshwater Tank 31 gal
- Bulk Cockpit Storage/ Optional Fishbox 400 qts
- Transom Livewell 42 gal
- Transom Fishbox 220 qts
- Draft 27" - Engines Up
- Draft 31" - Twin Engines Down
- Draft 40" - Triple Engines Down

NOTE: Factory-installed engines include electronic binnacle control with combined power trim-tilt. The Yamaha CL7™ Touchscreen Display features 7" full color, high resolution LCD display which indicates critical systems information, including: gear selected, engine RPM, boat speed, engine trim level, available fuel in gallons, fuel level, fuel flow, fuel economy and up to four vital engine functions that are user selectable (i.e. oil pressure, water pressure and battery voltage) in an easy to read bar graph. Factory-installed Yamaha engines come standard with stainless steel SDS props and Yamaha 10 micron fuel/water separators.



STANDARDS & OPTIONS

STANDARD EQUIPMENT

Console

- SeaStar Solutions® Optimus Electronic Power Steering with Tilt Helm
- Yamaha CL7™ Touchscreen Display
- Ritchie Blue Face SuperSport Compass
- Marine Stereo with AM/FM/WB, SiriusXM® Ready with Bluetooth and (4) Premium Speakers
- EZ-View Flushmount Electronic Mounting Face with Access in Head Compartment
- Quad Battery System with Switches and Marine Batteries
- 40 Amp Battery Charger with 50' Power Cord
- Frameless Tempered Glass Windshield
- Glove Box with Fiberglass Lid
- Edson™ Polished Silver Wheel with Power Knob
- Frameless Fiberglass Integrated Console Door
- USB Charging Ports

Console Interior

- CO Detector
- Vented Port Light in Console
- Courtesy LED Lights
- Bilge High Water Alarm
- Sleeping Accommodations for Two Complete with Reading Lights
- Stand-Up Head Compartment with Solid Surface Counter Top, Hand-Held Shower, Polished Stainless Steel Sink with Storage Below, Interior Lighting, and Mirror
- Electric Head with 13 gal. Holding Tank
- Rod Racks for up to 11 Rods

Deck & Cockpit

- 360° Coaming Pads
- Stainless Steel 14x18 Trim Tabs with Indicator Switch
- Pull Up Bow Cleats
- Stainless Steel Hardware Through-Bolted with Elastic Stop Nuts
- Molded Non-Skid Horizontal Surfaces
- Engine Bracket with Integrated Telescoping Ladder
- 368 qt. Forward Center Dry Storage Compartment
- Forward Deck Anchor Locker with Rope Storage
- Stainless Steel Scuppers
- Below Deck Bulk Cockpit Storage Compartment
- Starboard Boarding and Dive Door with Removable Folding Ladder
- USB Charging Ports in Forward Seating Area

Fishing Equipment

- 7' Insulated Rod Storage Under Starboard Seating
- 6' Port Side Insulated Cooler Box/Rod Storage
- 31 gal. Freshwater System with Wash Down and Transom Shower
- Insulated Illuminated Transom Fishbox & Insulated Illuminated Transom Livewell
- Saltwater Wash Down and Livewell Plumbing
- Stainless Steel Rod Holders (4)

Seating

- Forward Seating with Flip-Up Backrest (Port Side)
- Upholstered Forward Console Seating for Two and Wraparound Starboard Seating
- 3X Deluxe Tackle Center
- Integrated Flush Folding Transom Seat

POWER OPTIONS

- Twin Yamaha F350 4-Stroke Engines with Digital Electronic Controls
- Twin Yamaha F350 4-Stroke Engines with Digital Electronic Controls and Yamaha Helm Master® with Set Point™
- Triple Yamaha F300 4-Stroke Engines with Digital Electronic Controls
- Triple Yamaha F300 4-Stroke Engines with Digital Electronic Controls and Yamaha Helm Master® with Set Point™

CUSTOMIZED OPTIONS

Color

- Featured or Custom Hull Color
- Hull Color Matched Bracket
- Flexiteek Marine Decking for Bracket
- White, Backcove, or Storm Gray Powder Coat Package*
- White-Painted or Custom-Painted Engines

T-Top

- Fiberglass T-Top with Surfboard Edges, Electronics Box, Integrated Spreader Lights, and Multi-Colored LED Lights
- 3-Sided Spray Curtain Enclosure*
- T-Top Underside to Match Hull Sides or Different Than Hull Sides*
- T-Top Rocket Launcher*
- Taco Grand Slam 380 Outriggers with 18' Aluminum Poles*
- Taco Grand Slam 380 Outriggers with 16' Carbon Fiber Poles*

Seating & Upholstery

- 3X Deluxe Livewell/Tackle Center**
- Cockpit Galley**
- Fiberglass Sun Bed Table with Filler Cushion and Convertible Pedestal Table
- Dove Gray or Desert Tan Upholstery
- Helm, Console, and Seating Canvas Covers

Comfort & Convenience

- Edson™ Elite Carbon Wheel with Power Knob***
- 12V 6000 BTU Air Conditioner & Helm Air Conditioner Vents
- Bow Thruster
- Cruising Package with 12V Drawer Refrigerator and 110V Microwave
- Bucket Holder with Custom Regulator Buckets
- Insulated/Macerated Aft Floor Fishbox
- Pair of Additional 0 or 30 Degree Rod Holders
- Refrigerated Transom Fishbox
- Through Stem Bow Roller with Anchor Windlass, Remote Switch, Rode, and Anchor
- Multi-Colored Underwater LED Lights (2)
- Lenco Marine Auto Glide†
- Remote-Controlled ACR RCL-100 LED Spotlight*
- Cockpit Freshwater Engine Flush

Electronics

- Entertainment Upgrade Package: Includes (8) JL Audio® Premium Speakers, 700W Amp, Subwoofer, and External Digital Antenna*
- Factory-Installed Garmin® Offshore Package with Black Flushmount Electronics Face*
- Factory-Installed Garmin® Offshore Package with Black Flushmount Electronics Face with GMR™ 624 xHD2 6kW Open-Array Radar Upgrade*
- Factory-Installed Garmin® GXM 53 SiriusXM® Weather Marine Receiver Upgrade†

* T-Top Must Be Selected

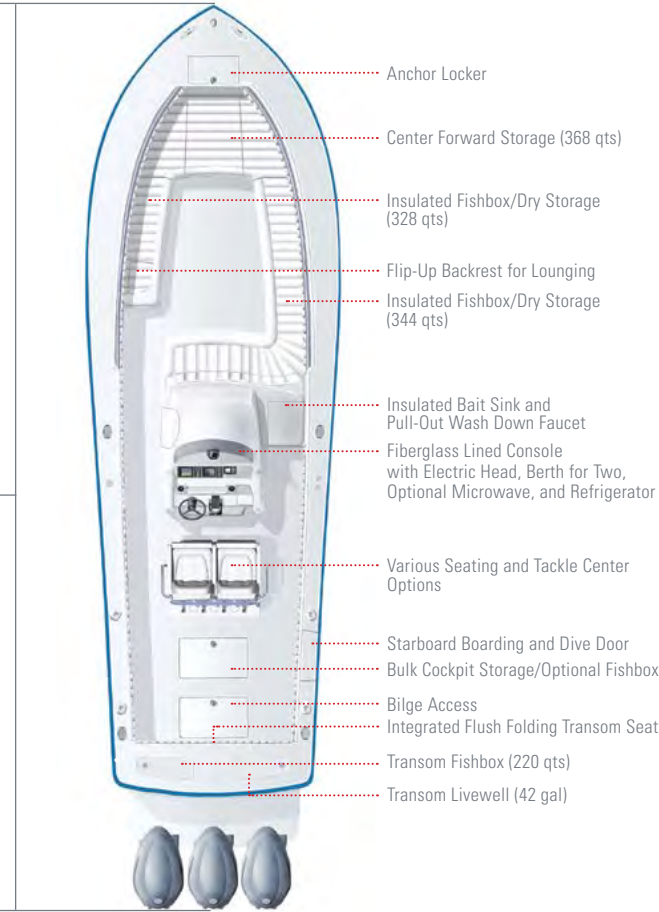
** In Lieu of 3X Deluxe Tackle Center

*** In Lieu of Standard Wheel

† Factory-Installed Electronics Required



Extend your
usable space with a
LOA of 39' 4"
to deliver the
Legendary Ride.



MODEL SPECIFICATIONS

LOA.....	33' 10"
LOA with Bracket & Engines	39' 4"
Beam	10' 11"
Dry Weight - Twin Engines ...	11,115 lbs
Dry Weight - Triple Engines .	11,315 lbs
Fuel Capacity	350 gal
Deadrise	24 degrees
Center Forward Storage	368 qts
Insulated Forward Seat Fishbox/ Dry Storage (Port)	328 qts
Insulated Forward Seat Fishbox/ Dry Storage (Starboard)	344 qts
Head Holding Tank	13 gal
Freshwater Tank	31 gal
Bulk Cockpit Storage/ Optional Fishbox	400 qts
Transom Livewell	42 gal
Transom Fishbox	220 qts
Draft	27" - Engines Up
Draft	31" - Twin Engines Down
Draft	40" - Triple Engines Down



STANDARDS & OPTIONS

STANDARD EQUIPMENT

Console

- SeaStar Solutions® Optimus Electronic Power Steering with Tilt Helm
- Yamaha CL7™ Touchscreen Display
- Ritchie Blue Face SuperSport Compass
- Marine Stereo with AM/FM/WB, SiriusXM® Ready with Bluetooth and (4) Premium Speakers
- EZ-View Flushmount Electronic Mounting Face with Access in Head Compartment
- Triple Battery System with Switches and Marine Batteries
- Frameless Tempered Glass Windshield
- Glove Box with White Fiberglass Lid
- 74 qt. Insulated Cooler Under Forward Console Seat
- Frameless Fiberglass Integrated Console Door
- Vented Port Light in Console
- Stand-Up Head Compartment with Electric Head and 6 gal. Holding Tank, and Solid Surface Countertop with Sink
- Vertical Rod Holders (6)
- Flexiteek Flooring in Console
- Edson™ Wheel with Power Knob
- USB Charging Ports

Deck & Cockpit

- 360° Coaming Pads
- Stainless Steel 14x18 Trim Tabs with Indicator Switch
- Pull Up Bow Cleats
- Stainless Steel Hardware Through-Bolted with Elastic Stop Nuts
- Molded Non-Skid Horizontal Surfaces
- Engine Bracket with Integrated Telescoping Ladder
- Forward Center Dry Storage Compartment
- Forward Deck Anchor Locker with Rope Storage
- Stainless Steel Through-Hull Fittings
- Stainless Steel Scuppers
- Starboard Boarding and Dive Door with Removable Folding Ladder
- USB Charging Ports in Forward Seating Area

Fishing Equipment

- Insulated Illuminated Forward Fishboxes (3)
- Saltwater Wash Down and Livewell Plumbing
- In-Deck Illuminated Locking Rod Storage
- Stainless Steel Rod Holders (4)
- 35 gal. Freshwater System with Wash Down and Transom Shower

Seating

- Forward Seating with Flip-Up Backrests
- Upholstered Forward Console Seating for Two
- 3X Deluxe Tackle Center
- Integrated Flush Folding Transom Seat

POWER OPTIONS

- Twin Yamaha F300 4-Stroke Engines with Digital Electronic Controls
- Twin Yamaha F300 4-Stroke Engines with Digital Electronic Controls and Yamaha Helm Master® with Set Point™

CUSTOMIZED OPTIONS

Color

- Featured or Custom Hull Color
- Hull Color Matched Bracket
- Flexiteek Marine Decking for Bracket
- White, Backcove, or Storm Gray Powder Coat Package*
- White-Painted or Custom-Painted Engines

T-Top

- Fiberglass T-Top with Surfboard Edges, Electronics Box, Integrated Spreader Lights, and Multi-Colored LED Lights
- 3-Sided Spray Curtain Enclosure*
- T-Top Underside to Match Hull Sides or Different Than Hull Sides*
- T-Top Rocket Launcher*
- Taco Grand Slam 380 Outriggers with 18' Aluminum Poles*
- Taco Grand Slam 380 Outriggers with 16' Carbon Fiber Poles*

Seating & Upholstery

- 3X Deluxe Livewell/Tackle Center**
- Fiberglass Sun Bed Table with Filler Cushion and Convertible Pedestal Table
- Dove Gray or Desert Tan Upholstery
- Helm, Console, and Seating Canvas Covers

Comfort & Convenience

- Edson™ Elite Carbon Wheel with Power Knob***
- 30 Amp Battery Charger with 25' Cord
- Bucket Holder with Custom Regulator Buckets
- Bow Thruster
- Pair of Additional 0 or 30 Degree Rod Holders
- Refrigerated Transom Fishbox
- Through Stem Bow Roller with Anchor Windlass, Remote Switch, Rode, and Anchor
- Multi-Colored Underwater LED Lights (2)
- Lenco Marine Auto Glide†
- Remote-Controlled ACR RCL-75 Spotlight*
- Cockpit Freshwater Engine Flush

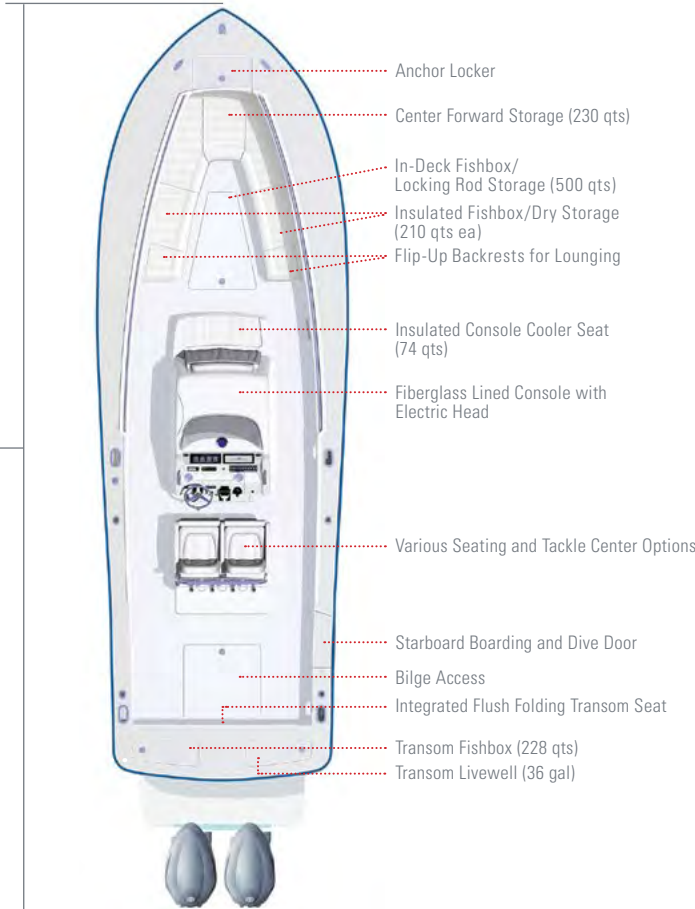
Electronics

- Entertainment Upgrade Package: Includes (8) JL Audio® Premium Speakers, 700W Amp, Subwoofer, and External Digital Antenna*
- Factory-Installed Garmin® Offshore Package with Black Flushmount Electronics Face*
- Factory-Installed Garmin® Offshore Package with Black Flushmount Electronics Face with GMR™ 624 xHD2 6kW Open-Array Radar Upgrade*
- Factory-Installed Garmin® GXM 53 SiriusXM® Weather Marine Receiver Upgrade†

- * T-Top Must Be Selected
- ** In Lieu of 3X Deluxe Tackle Center
- *** In Lieu of Standard Wheel
- † Factory-Installed Electronics Required



With a
LOA of 36' 5"
including bracket and
engines the 31 delivers
performance at
every turn.



MODEL SPECIFICATIONS

- LOA..... 31' 4"
- LOA with Bracket & Engines 36' 5"
- Beam 10' 4"
- Dry Weight - Twin Engines .. 10,500 lbs
- Fuel Capacity 300 gal
- Deadrise 24 degrees
- Center Forward Storage 230 qts
- Forward Seat Fishbox/
Dry Storage (2) 210 qts ea
- In-Deck Fishbox/
Locking Rod Storage 500 qts
- Insulated Console Cooler Seat .. 74 qts
- Head Holding Tank 6 gal
- Freshwater Tank 35 gal
- Transom Livewell 36 gal
- Transom Fishbox 228 qts
- Draft 25" - Engines Up
- Draft 32" - Engines Down

NOTE: Factory-installed engines include electronic binnacle control with combined power trim-tilt. The Yamaha CL7™ Touchscreen Display features 7" full color, high resolution LCD display which indicates critical systems information, including: gear selected, engine RPM, boat speed, engine trim level, available fuel in gallons, fuel level, fuel flow, fuel economy and up to four vital engine functions that are user selectable (i.e. oil pressure, water pressure and battery voltage) in an easy to read bar graph. Factory-installed Yamaha engines come standard with stainless steel SDS props and Yamaha 10 micron fuel/water separators.





28

REGULATOR

STANDARDS & OPTIONS

STANDARD EQUIPMENT

Console

- SeaStar Solutions® Optimus Electronic Power Steering with Tilt Helm
- Ritchie Blue Face SuperSport Compass
- Marine Stereo with AM/FM/WB, SiriusXM® Ready with Bluetooth and (4) Premium Speakers
- Frameless Fiberglass Integrated Console Door
- Stand-Up Head Compartment with Electronic Head, 6 gal. Holding Tank, Interior Lighting, Mirror, and Vanity with Sink
- EZ-View Flushmount Electronic Mounting Face with Access in Head Compartment
- Triple Battery System with Switches and Marine Batteries
- Frameless Tempered Glass Windshield
- Glove Box with White Fiberglass Lid
- 74 qt. Insulated Cooler Under Forward Console Seat
- Vented Port Light in Console
- Flexiteek Flooring in Console
- USB Charging Ports

Deck & Cockpit

- 360° Coaming Pads
- Stainless Steel 14x18 Trim Tabs with Indicator Switch
- Pull Up Bow Cleats
- Stainless Steel Hardware Through-Bolted with Elastic Stop Nuts
- Molded Non-Skid Horizontal Surfaces
- Engine Bracket with Integrated Telescoping Ladder
- 256 qt. Forward Center Dry Storage Compartment
- Forward Deck Anchor Locker with Rope Storage
- Stainless Steel Through-Hull Fittings
- Stainless Steel Scuppers
- Transom Walkthrough Tuna Door
- USB Charging Ports in Forward Seating Area

Fishing Equipment

- Saltwater Wash Down and Livewell Plumbing
- Insulated Illuminated Forward Fishboxes (2)
- In-Deck Illuminated Fishbox/Locking Rod Storage
- Stainless Steel Rod Holders (4)
- 33 gal. Freshwater System with Wash Down and Transom Shower

Seating

- Upholstered Forward Console Seating for Two
- 28 Tackle Center
- Integrated Flush Folding Transom Seat

POWER

- Twin Yamaha F300 4-Stroke Engines with Digital Electronic Controls

CUSTOMIZED OPTIONS

Color

- Featured or Custom Hull Color
- Hull Color Matched Bracket
- Flexiteek Marine Decking for Bracket
- White, Backcove, or Storm Gray Powder Coat Package*
- White-Painted or Custom-Painted Engines

T-Top

- Fiberglass T-Top with Surfboard Edges, Electronics Box, Integrated Spreader Lights, and Multi-Colored LED Lights
- 3-Sided Spray Curtain Enclosure*
- T-Top Underside to Match Hull Sides or Different Than Hull Sides*
- T-Top Rocket Launcher*
- Taco Grand Slam 380 Outriggers with 18' Aluminum Poles*
- Taco Grand Slam 380 Outriggers with 16' Carbon Fiber Poles*

Seating & Upholstery

- 2X Deluxe Livewell/Tackle Center**
- Fiberglass Sun Bed Table with Filler Cushion and Convertible Pedestal Table
- Removable Forward Seating Backrests
- Dove Gray or Desert Tan Upholstery
- Helm, Console, and Seating Canvas Covers

Comfort & Convenience

- 30 Amp Battery Charger with 25' Cord
- Bucket Holder with Buckets
- Edson™ Wheel with Power Knob***
- Pair of Additional 0 or 30 Degree Rod Holders
- Refrigerated Transom Fishbox
- Through Stem Bow Roller with Anchor Windlass, Remote Switch, Rode, and Anchor
- Multi-Colored Underwater LED Lights (2)
- Lenco Marine Auto Glide†
- Remote-Controlled ACR RCL-75 Spotlight*
- Cockpit Freshwater Engine Flush

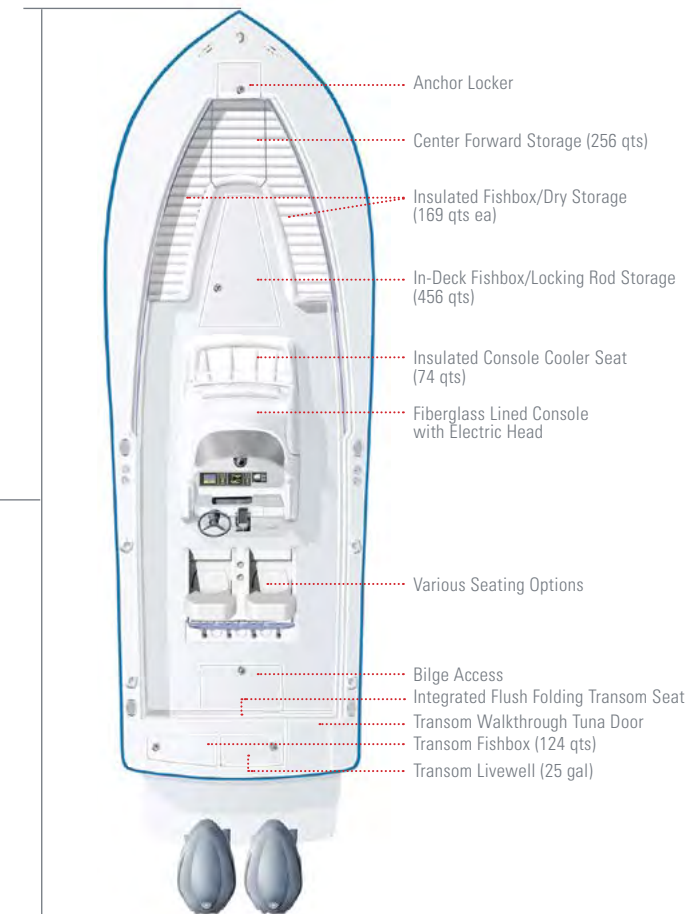
Electronics

- Entertainment Upgrade Package: Includes (8) JL Audio® Premium Speakers, 700W Amp, Subwoofer, and External Digital Antenna*
- Factory-Installed Garmin® Premium Fish Package with Black Flushmount Electronics Face (with 1kW CHIRP Upgrade Available)*
- Factory-Installed Garmin® Offshore Package with Black Flushmount Electronics Face*
- Factory-Installed Garmin® Offshore Package with Black Flushmount Electronics Face with GMR™ 624 xHD2 6kW Open-Array Radar Upgrade*
- Factory-Installed Garmin® GXM 53 SiriusXM® Weather Marine Receiver Upgrade†

* T-Top Must Be Selected
** In Lieu of 28 Tackle Center
*** In Lieu of Standard Wheel
† Factory-Installed Electronics Required



Get more out of
your ride with a
LOA of 32' 6"
to fish far beyond
what most 28s offer.



MODEL SPECIFICATIONS

LOA.....	27' 8"
LOA with Bracket & Engines	32' 6"
Beam	9' 5"
Dry Weight - Twin Engines ...	8,260 lbs
Fuel Capacity	219 gal
Deadrise	24 degrees
Center Forward Storage	256 qts
Forward Seat Fishbox/ Dry Storage (2)	169 qts ea
In-Deck Fishbox/ Locking Rod Storage	456 qts
Insulated Console Cooler Seat ..	74 qts
Head Holding Tank	6 gal
Freshwater Tank	33 gal
Transom Livewell	25 gal
Transom Fishbox	124 qts
Draft	24" - Engines Up
Draft	31" - Engines Down



25

STANDARDS & OPTIONS

STANDARD EQUIPMENT

Console

- SeaStar Solutions® Optimus Electronic Power Steering with Tilt Helm
- Ritchie Blue Face SuperSport Compass
- Marine Stereo with AM/FM/WB, SiriusXM® Ready with Bluetooth and (4) Premium Speakers
- Stand-Up Head Compartment with Head with Holding Tank, Interior Lighting, and Mirror
- EZ-View Flushmount Electronic Mounting Face with Access in Head Compartment
- Triple Battery System with Switches and Marine Batteries
- Frameless Tempered Glass Windshield
- Glove Box with Fiberglass Lid
- 64 qt. Insulated Cooler Under Forward Console Seat
- Vented Port Light in Console
- USB Charging Ports

Deck & Cockpit

- 360° Coaming Pads
- Stainless Steel 14x18 Trim Tabs with Indicator Switch
- Pull Up Bow Cleats
- Stainless Steel Hardware Through-Bolted with Elastic Stop Nuts
- Molded Non-Skid Horizontal Surfaces
- Engine Bracket with Integrated Telescoping Ladder
- 230 qt. Forward Center Dry Storage Compartment
- Forward Deck Anchor Locker with Rope Storage
- Stainless Steel Scuppers
- Transom Walkthrough Tuna Door
- USB Charging Ports in Forward Seating Area

Fishing Equipment

- Saltwater Wash Down and Livewell Plumbing
- Insulated Illuminated Forward Fishboxes (2)
- In-Deck Illuminated Locking Rod Storage
- Stainless Steel Rod Holders (4)
- 21 gal. Freshwater System with Wash Down and Transom Shower

Seating

- Upholstered Forward Console Seating for Two
- SuperSport/Tackle Center Leaning Post
- Integrated Flush Folding Transom Seat

POWER

- Twin Yamaha F200 4-Stroke Engines with Digital Electronic Controls

CUSTOMIZED OPTIONS

Color

- Featured or Custom Hull Color
- Hull Color Matched Bracket
- Flexiteek Marine Decking for Bracket
- White, Backcove, or Storm Gray Powder Coat Package*
- White-Painted or Custom-Painted Engines

T-Top

- Fiberglass T-Top with Surfboard Edges, Integrated Spreader Lights, and Multi-Colored LED Lights
- 3-Sided Spray Curtain Enclosure*
- T-Top Underside to Match Hull Sides or Different Than Hull Sides*
- T-Top Rocket Launcher*
- Taco Grand Slam 380 Outriggers with 15' Aluminum Poles*

Seating & Upholstery

- 2X Deluxe Tackle Center**
- Fiberglass Sun Bed Table with Filler Cushion and Convertible Pedestal Table
- Removable Forward Seating Backrests (2)
- Dove Gray or Desert Tan Upholstery
- Helm, Console, and Seating Canvas Covers

Comfort & Convenience

- 30 Amp Battery Charger with 25' Cord
- Bucket Holder with Custom Regulator Buckets
- Edson™ Wheel with Power Knob***
- Pair of Additional 0 or 30 Degree Rod Holders
- Through Stem Bow Roller with Anchor Windlass, Remote Switch, Rode, and Anchor
- Multi-Colored Underwater LED Lights (2)
- Lenco Marine Auto Glide†
- Remote-Controlled ACR RCL-75 Spotlight*
- Cockpit Freshwater Engine Flush

Electronics

- Factory-Installed Garmin® Fish Package
- Factory-Installed Garmin® Premium Fish Package (with 1kW CHIRP Upgrade Available)*
- Factory-Installed Garmin® GXM 53 SiriusXM® Weather Marine Receiver Upgrade†

* T-Top Must Be Selected

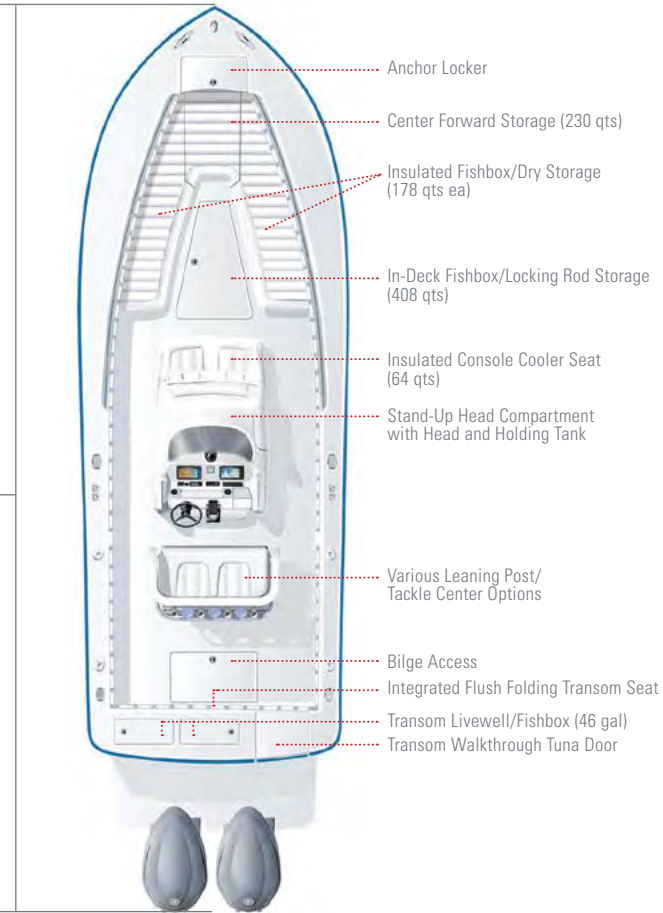
** In Lieu of SuperSport/Tackle Center Leaning Post

*** In Lieu of Standard Wheel

† Factory-Installed Electronics Required



Rides far outside its category with a **LOA of 30'** including bracket and engines.



- MODEL SPECIFICATIONS**
- LOA..... 25' 2"
 - LOA with Bracket & Engines 30' 0"
 - Beam 8' 10"
 - Dry Weight - Twin Engines ... 7,500 lbs
 - Fuel Capacity 160 gal
 - Deadrise 24 degrees
 - Center Forward Storage 230 qts
 - Forward Seat Fishbox/ Dry Storage (2) 178 qts ea
 - In-Deck Fishbox/ Locking Rod Storage 408 qts
 - Insulated Console Cooler Seat .. 64 qts
 - Head Holding Tank 9 gal
 - Freshwater Tank 21 gal
 - Transom Livewell/Fishbox 46 gal
 - Draft 24" - Engines Up
 - Draft 33" - Engines Down

NOTE: Factory-installed engines include dual electronic binnacle control with combined power trim-tilt and Yamaha 6YC Information Station Information station features 5" high contrast color, high de nition display which indicates critical systems information, including: engine RPM, boat speed, engine trim level, available fuel in gallons, fuel level, fuel ow, fuel economy and up to three vital engine functions that are user selectable (i.e. oil pressure, water pressure and battery voltage) in an easy to read bar graph factory-installed Yamaha engines come standard with stainless steel SDS props and Yamaha 10 micron fuel/water separators.





23

STANDARDS & OPTIONS

STANDARD EQUIPMENT

Console

- SeaStar Solutions® Optimus Electronic Power Steering with Tilt Helm
- Ritchie Blue Face SuperSport Compass
- Marine Stereo with AM/FM/WB, SiriusXM® Ready with Bluetooth and (4) Premium Speakers
- Stand-Up Head Compartment with Portable Marine Toilet
- EZ-View Flushmount Electronic Mounting Face with Access in Head Compartment
- Dual Battery System with Switches and Marine Batteries
- Frameless Tempered Glass Windshield
- Glove Box with Fiberglass Lid
- 69 qt. Insulated Cooler Under Forward Console Seat
- Vented Port Light in Console
- USB Charging Ports

Deck & Cockpit

- 360° Coaming Pads
- Stainless Steel 12x16 Trim Tabs with Indicator Switch
- Pull Up Bow Cleats
- Stainless Steel Hardware Through-Bolted with Elastic Stop Nuts
- Stainless Steel Through-Hull Fittings
- Forward Deck Anchor Locker with Rope Storage
- Molded Non-Skid Horizontal Surfaces
- Engine Bracket with Integrated Telescoping Ladder
- Stainless Steel Scuppers
- Transom Walkthrough Tuna Door
- USB Charging Ports in Forward Seating Area

Fishing Equipment

- Insulated Illuminated Forward Fishboxes (2)
- In-Deck Illuminated Locking Rod Storage
- Saltwater Wash Down and Livewell Plumbing
- Stainless Steel Rod Holders (4)
- 21 gal. Freshwater System with Wash Down and Transom Shower

Seating

- Upholstered Forward Console Seating for Two
- SuperSport/Tackle Center Leaning Post
- Integrated Flush Folding Transom Seat

POWER

- Single Yamaha F300 4-Stroke Engine with Digital Electronic Controls

CUSTOMIZED OPTIONS

Color

- Featured or Custom Hull Color
- Hull Color Matched Bracket
- Flexiteek Marine Decking for Bracket
- White, Backcove, or Storm Gray Powder Coat Package*
- White-Painted or Custom-Painted Engine

T-Top

- Fiberglass T-Top with Surfboard Edges, Integrated Spreader Lights, and Multi-Colored LED Lights
- 3-Sided Spray Curtain Enclosure*
- T-Top Underside to Match Hull Sides or Different Than Hull Sides*
- T-Top Rocket Launcher*
- Taco Grand Slam 380 Outriggers with 15' Aluminum Poles*

Seating & Upholstery

- 2X Deluxe Tackle Center**
- Fiberglass Sun Bed Table with Filler Cushion and Convertible Pedestal Table
- Removable Forward Seating Backrests
- Dove Gray or Desert Tan Upholstery
- Helm, Console, and Seating Canvas Covers

Comfort & Convenience

- Edson™ Wheel with Power Knob***
- 30 Amp Battery Charger with 25' Cord
- Bucket Holder with Custom Regulator Buckets
- Head with Holding Tank
- Pair of Additional 0 or 30 Degree Rod Holders
- Lenco Marine Auto Glide†
- Remote-Controlled ACR RCL-75 Spotlight*
- Through Stem Bow Roller with Anchor Windlass, Remote Switch, Rode, and Anchor
- Cockpit Freshwater Engine Flush

Electronics

- Factory-Installed Garmin® Fish Package
- Factory-Installed Garmin® Premium Fish Package*
- Factory-Installed Garmin® GXM 53 SiriusXM® Weather Marine Receiver Upgrade†

* T-Top Must Be Selected

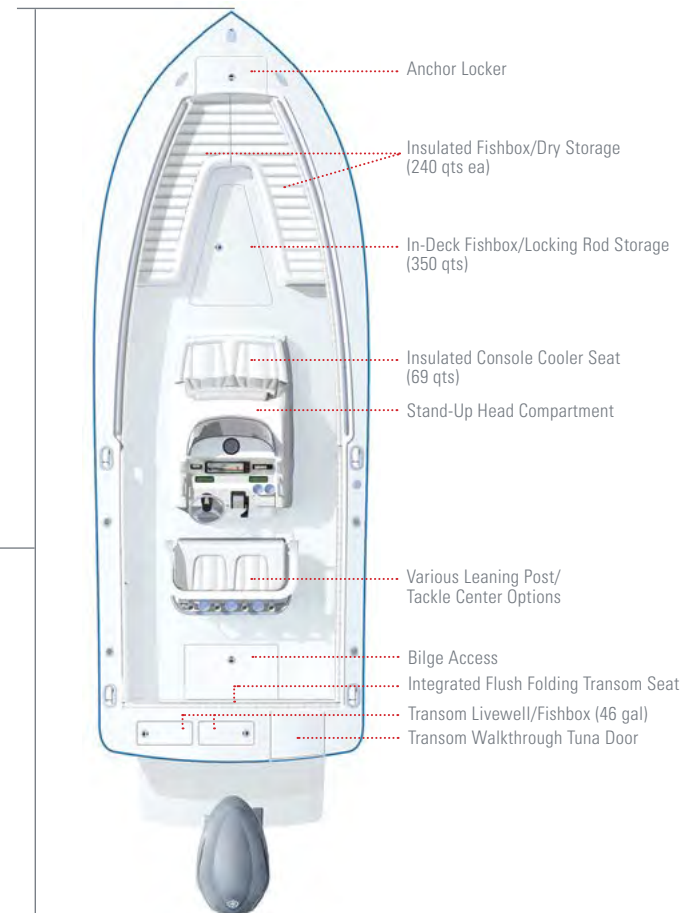
** In Lieu of SuperSport/Tackle Center Leaning Post

*** In Lieu of Standard Wheel

† Factory-Installed Electronics Required



There is no substitute for size, and with a **LOA of 27' 6"** including bracket and engine, the 23 performs outside its class.



MODEL SPECIFICATIONS

LOA.....	23' 5"
LOA with Bracket & Engine	27' 6"
Beam	8' 6"
Dry Weight - Single Engine . . .	6,200 lbs
Fuel Capacity	149 gal
Deadrise	24 degrees
Forward Seat Fishbox/ Dry Storage (2)	240 qts ea
In-Deck Fishbox/ Locking Rod Storage	350 qts
Insulated Console Cooler Seat. .	69 qts
Freshwater Tank	21 gal
Optional Head Holding Tank	9 gal
Transom Fishbox/Livewell	46 gal
Draft	21" - Engine Up
Draft	34" - Engine Down



NOTE: Factory-installed engine includes electronic binnacle control with combined power trim-tilt and Yamaha 6YC Information Station. Information Station features 5" high contrast color, high definition display which indicates critical systems information, including: engine RPM, boat speed, engine trim level, available fuel in gallons, fuel level, fuel flow, fuel economy and up to three vital engine functions that are user selectable (i.e. oil pressure, water pressure and battery voltage) in an easy to read bar graph. Factory-installed Yamaha engines come standard with stainless steel SDS props and Yamaha 10 micron fuel/water separators.



REGULATOR MARINE, INC. LIMITED WARRANTY COVERAGE

Your new Regulator comes complete with a one-year limited warranty from stem to stern and a five-year structural limited warranty (transferable).

Specifications, standards, options, and availability are accurate at time of printing and subject to change.

Please see your dealer for details or contact us for more information.

Regulator Marine, Inc.
PO Box 49, Edenton, NC 27932
252.482.3837

© Regulator Marine, Inc. 2017

Photo credit: Billy Black, Jeremy Groves, Ryan Streveler, and countless Regulator customers and fans.

OUR MISSION

WE BUILD THE BEST CENTER CONSOLE SPORTFISHING BOATS
WITH PEOPLE, PROCESSES AND RESOURCES TO HONOR GOD.





252.482.3837 | Edenton, NC | regulatormarine.com



#offshorelife