



REGULATOR

ALL LINES LEAD TO **REGULATOR**





41 Experience the all-new Regulator 41, updated with features to meet your every offshore need. The new integrated wraparound windshield offers more protection at the helm, while the aft mezzanine seat with prep & tackle center and overhead SureShade® provide additional cockpit seating without compromising fishing amenities. Redesigned tower access makes the dual helm even more attractive, and, below deck, an expanded cabin features galley kitchen, double berth, and spacious head with shower, allowing you to accommodate friends and family with ease. Serious anglers will love the optional Taco® Grand Slam 380XL outrigger bases with 20' Carbon Fiber telescoping poles and huge livewell and fishbox capacity. Powered by Yamaha's all-new quad XF425 engines, with the added stability of the Seakeeper® 6 stabilization system, the 41 is everything you've ever wanted in a luxury sportfisher.





34ss

The 34SS

is what weekends are all about, designed to entertain with ease and pursue the offshore catch in comfort. Find relaxation and convenience at every turn with wraparound Starboard Seating, starboard boarding and dive door, and sleeping berth with freshwater head and sink. Plus, opt for the new forward sun shade and watersports tow bar to optimize family fun. Your strategically-outfitted sportfisher features standard 3X Deluxe Tackle Center seating, or, choose the optional Cockpit Galley with grill and refrigerator to enhance versatility. Either way, you'll have plenty of rod and tackle storage, huge forward fish/storage boxes, 350-gallon fuel tank, and triple Yamaha F300s with optional Helm Master® with Set Point™. Plus, add Seakeeper® 2 for ultimate stabilization, and bring your Regulator experience to the next level.





34 With a design that maximizes space to the point of rivaling its 39-foot competitors, the Regulator 34 is a true center console sportfisher. Angler's favorites include a 42-gallon transom livewell, 220-quart transom fishbox, 400-quart cockpit in-deck fishbox, 3X Deluxe Tackle Center with rigging station, and triple Yamaha F300s with optional Helm Master® with Set Point™. Add the Seakeeper® 2 option for ultimate stabilization. Let out your lines with the new optional Taco® Grand Slam 380 outrigger bases with 20' Carbon Fiber telescoping poles, and keep the fish on ice with an optional refrigerated chill plate for the transom fishbox. With a berth that features sleeping accommodations for two and abundant rod rack storage, as well as a starboard boarding and dive door, the 34 is ready to ride.





31

At more than 36 feet in length overall, the 31 hits the sweet spot between classic Regulator style and true innovation. Twin Yamaha F300s with optional Helm Master® with Set Point™ give you the power and control to handle beautifully in any waters. Plus, choose the new option of a FLIR™ M232 thermal camera or spotlight for extra assurance in any condition. Ready to fish? The massive cockpit is complemented with ease by an oversized tackle center, ample fishbox and livewell capacity, and new optional Taco® Grand Slam 380 outrigger bases with 20' Carbon Fiber telescoping poles, giving you everything you need for a serious day of sportfishing. Time to kick back? Enjoy plenty of deck space, starboard boarding and dive door, integrated forward seat backrests, optional forward sun shade, and other lifestyle amenities designed to maximize comfort offshore.





28 The 28 is a fishing machine built for ultimate performance at every turn. With its sharp bow entry and Lou Codega-designed hull, Regulator's signature soft ride comes standard. The 28 Tackle Center, seatback rod holders, and optional T-Top rocket launchers create an ideal rigging station for a group of anglers, putting all of your tackle within perfect reach. Plus, upgrade to the new optional Taco® Grand Slam 380 outrigger bases with 20' Carbon Fiber telescoping poles to enhance your offshore experience. The transom walkthrough tuna door provides flexibility for both boarding and fishing. Integrated forward seat backrests add an extra degree of comfort, and options including forward sun shade and optional sunbed table allow you to lounge and entertain friends and family. No matter how you spend your days on the water, the 28 is the perfect expression of the Offshore Life™.





25

With beautiful lines and a design that's engineered for ultimate performance, the Regulator 25 goes above and beyond what you would expect from a mid-size boat. Big boat features include optional engine upgrade to twin Yamaha F250s, transom walkthrough tuna door, T-Top with surfboard edges, and SeaStar Solutions® Optimus Electronic Power Steering with tilt helm. Plus, choose the new, optional Factory-Installed Garmin® 16 Fish Package to get more out of your electronics. Great speed, fantastic fuel economy, and an incredibly well-balanced ride come standard, so you can fish the canyons in comfort or bring the family aboard for everyday fun. Enjoy spacious seating, ample storage, freshwater transom shower, and head with electric pump wherever your days on the water take you.





23

Whether you are ready for an offshore run or spending a casual day closer to shore, the 23 has you covered, offering unbelievable stability and comfort in true Regulator style. Now available with optional twin Yamaha F150s, the Regulator 23 boasts big game fishing benefits including a transom walkthrough tuna door, 46-gallon fishbox/livewell, and 350-quart in-deck fishbox, along with a convenient rigging station and plenty of storage. Beyond the thrill of the catch, the 23 features abundant seating, built-in coolers, and a suite of optional amenities, including through stem bow roller with anchor windlass, head with electric tank pump, watersports tow bar, and forward sun shade — ideal for entertaining and discovering the best of life on the water.



ALL LINES LEAD **TO THE BEGINNING**



The original framework of the first-ever Regulator 26, built by our founder, by hand

We don't use an ounce of wood in the construction of our boats. So what does a full-scale plywood hull have to do with Regulator's commitment to quality? Everything.

Since 1988, we have been planning every detail, maintaining consistency in every build, and always placing quality before delivery. This commitment began in an old A&P grocery store in Edenton, where day after day, and night after night, our founders built a full-scale model of the first Regulator 26 by hand. They did this because even though they had partnered with one of the best naval architects in the business, they wanted to

be sure the design truly worked for fishermen. They stepped in and out (and in and out!) of that hull every day, personally testing and tweaking every little detail until they knew it was right.

While the past 30 years have seen incredible innovation and evolution at Regulator, our core principles, and the very core of our boats, remain the same. We still build a center console sportfisher that allows you to face any condition, and do it with confidence. Above deck, our features, fit, and finish give you the comfort you deserve. Below deck, our deep vee delivers stability without sacrificing speed, so you can pursue your Offshore Life™.



INCREDIBLE STRENGTH UNWAVERING STABILITY METICULOUS FIT & FINISH

FORM AND FUNCTION

I've owned boats for 50 years. I built them from wood and plans, restored basket cases in both wood and glass, and purchased them new. But for the past decade, I entertained a naval architecture fantasy that came to fruition earlier this year.

My Regulator 23's price tag exceeded what I ever imagined I would spend on a boat, but it had a number of things in the plus column that made writing the check much easier. I needed a heavier hull with a deeper vee that would afford me ocean access in a greater range of conditions. The Regulator's weight and 24 degrees of deadrise filled that need. No more u-turns at the mouth of Manasquan Inlet because conditions outside were too snotty. She is a safe and solid fishing platform that theoretically should increase my time-on-water-to-fish-caught ratio dramatically.

Aesthetics also came into play. My boat is a "looker," and the lines drawn by naval architect Lou Codega create the appearance that she's doing 50 knots while tied up in the slip. She represents the perfect marriage of form and function.

As my boat was built, I received the equivalent of nautical sonograms from the factory, showing each stage of construction. The hull being pulled from the mold, the stringer being installed, the hull liner and deck cap being put in place. I remember getting choked up as the shrink wrap was removed, realizing that this beautiful piece of engineering was mine. Finally, I could use the phrase "my Regulator." I smiled and thought that, someday, my grandkids will call her their Regulator.

Excerpt from the Fall 2018 issue of Anglers Journal. Written by Frank Saccente, photographed by Tom Lynch, and reprinted with special permission from AIM Marine Group.



IT TAKES FOUR COMPONENTS

to create our signature ride — the hull, the stringer, the liner, and the deck cap. Each of these parts is constructed as one solid piece, without any mechanical or chemical fasteners, then bonded together to give you the fit, finish & ride that only Regulator can deliver.

It all starts with the stringer, which is made from one solid piece of fiberglass, handcrafted without an ounce of wood, then bonded to the hull. To add rigidity and reduce noise, foam is injected into the stringer so that the stringer and hull become one solid unit. This means that once the stringer is in, it's in for good.

T-TOP


CONSOLE

DECK CAP

LINER

STRINGER

HULL



By working with four solid pieces, we eliminate much of the stress at the deck, liner, and hull joints to deliver a difference you ultimately feel offshore. Plus, the weight and depth of our hull and stringer guarantee a lower center of gravity — giving you better performance in any condition. When nothing moves beneath your feet, you know you're on a boat built to handle the high seas.

See more of what's behind our Legendary Ride by visiting our factory, or visit us at regulatormarine.com

ISO 9001: 2008 Our quality and consistency earned us a spot as one of the only center console boat manufacturers in the world to achieve ISO 9001: 2008 certification. This exclusive endorsement ensures that Regulators enjoy incredible resale value and a warranty redemption that is consistently less than 1%.



IT'S ALMOST **UNFAIR TO THE FISH**

The world-class offshore fishing in the upper Gulf of Mexico is a fairly easy run in good weather for boating anglers departing from the mouth of Louisiana's Mississippi River Delta. But the folks at Regulator Marine proposed a slightly different approach to fishing these rich grounds, one that would help prove the offshore fishing mettle of Regulator boats, both new and pre-owned.

Instead of doing things the easy way, late last May, two Regulators departed from Alabama's Perdido Pass Inlet and ran some 120 miles to fish offshore oil rigs and rip lines off Louisiana for blue marlin, mahi, yellowfin tuna and wahoo. One boat was a new Regulator 31, owned and captained by Bennett Long of Bluewater Yacht Sales; the other boat was a 2000 Regulator 26 Classic, owned, restored and captained by Maclin Smith of HMS Marine Electronics in Orange Beach.

Nowhere is the transition from green to blue water more abrupt than along the offshore rips off Louisiana. Sargassum weed piles up along the rip, attracting flying fish and other forage that in turn attracts game fish. All told, the boats covered more than 360 miles without a glitch or hiccup from either, all the while enjoying good weather and great fishing.

Excerpt from the Nov/Dec 2018 issue of Sport Fishing Magazine. Written and photographed by Jim Hendricks and reprinted with special permission from Bonnier Corporation.



UNPREDICTABLE CONDITIONS CALL FOR A PREDICTABLE RIDE

The offshore environment can bring any kind of condition — and your boat should be ready to conquer every one.

Regulator's deep vee design meets every condition with confidence. Its magic is in its mix of weight distribution, bottom shape, and horsepower. Because our engines are mounted to the bracket, your boat will encounter less resistance and have more power to safely accelerate in any condition.



30 YEARS OF FAMILY

Since we founded Regulator in 1988, our customers have become our family. That's why the Regulator customer support team will stop at nothing to ensure you get the best out of your Regulator ride. Our management team, designers, and engineers are regularly in the field, talking with customers to learn what makes them tick, then bringing feedback to the factory to be sure they are heard.

Regulator Marine consistently wins the National Marine Manufacturer Association CSI (Customer Service Index) Award, representing the highest level of customer satisfaction.

Above all, we are always on call to help you make the most of your Offshore Life™.




SHOP OUR GEAR STORE! regulatormarinegear.com

LINE IT UP ONLINE [REGULATORMARINE.COM](https://regulatormarine.com)

1 CHOOSE YOUR GELCOAT




Regulator Red




Carolina Blue




Storm Gray



Seafoam



Abaco Sky



Backcove



Flag Blue



Gulfstream Blue



Shark Gray



Laguna Blue

Custom colors available in addition to White.

2 ADD YOUR BOOT STRIPE



Navy/Navy/Navy



Navy/White/Navy



Navy/Charcoal/Navy



Navy/Peacock Blue/Navy



Peacock Blue/Navy/Peacock Blue



Navy/Blue/Navy



Black/Black/Black



Chrome/Chrome/Chrome



White/Charcoal/White



Navy/Red/Navy



Red/Navy/Red



Red/Red/Red



Red/White/Red



Black/Charcoal/Black



Charcoal/Magnesium/Charcoal

Regulator boats have 2 5/8" Triple Striping Overall:
3/8" Top Color, 1/4" Middle Color, and 1 3/4" Bottom Color.

Also available in White/White/White.

3 SELECT A POWDER COAT FINISH



Storm Gray



Backcove



White

Also available in standard Brushed Aluminum finish.




White Powder Coat finish and Hull-Matched T-Top Underside, shown on the Regulator 34SS with Three-Sided Clear Spray Curtain

Gelcoat, stripe, powder coat, and canvas colors are approximate.

4 CUSTOMIZE YOUR CANVAS




Aqua Blue



Black



Deep Gray



Natural



Navy



Red



Sky Blue



Sand



Pacific Blue



Console Cover



Helm Cover



Seating Cover

Canvas color options available for console, helm, and seating covers, as well as optional forward sun shade.

POWER YOUR RIDE



Quad Yamaha XF425s



Twin Yamaha F200s



Twin Yamaha 300s

Every Regulator on the water today is powered by Yamaha for dependability and peak performance at every turn. Cruise with command and make marina maneuvering easier than ever with Yamaha Helm Master® (standard on the 41 and available on the 34SS, 34, 31) — a fully-integrated boat control system that brings the advantages of digital technology to every facet of operation, and uses joystick controls to help you easily navigate your Regulator in any direction. Every Regulator, from the 31 to the 41, has a standard Yamaha CL7™ Touchscreen Display, as well as Set Point™ Technology when choosing the optional Yamaha Helm Master®.

White-painted engines come standard on the 41. Custom-painted engines are available on all models.

NAVIGATE YOUR OPTIONS



Garmin® Premium Fish (25 pictured)



Garmin® 16 Fish



Garmin® Offshore

GARMIN® 12 FISH

One 12" GPSMAP® 7612 multi-touch widescreen chartplotter/sonar display, VHF 110 radio with 8' digital VHF antenna, Reactor™ steer-by-wire autopilot, and Airmar® B150 CHIRP transducer.

Available on the 25 and 23.

GARMIN® 16 FISH

One 16" GPSMAP® 7616 XSV multi-touch widescreen chartplotter/sonar display, VHF 110 radio with 8' digital VHF antenna, Reactor™ steer-by-wire autopilot, and Airmar® B150 CHIRP transducer.

Available on the 25 and 23.

GARMIN® PREMIUM FISH

Two 12" GPSMAP® 7612 XSV multi-touch widescreen chartplotter/sonar displays, VHF 210 AIS radio with 8' digital VHF antenna, Reactor™ steer-by-wire autopilot, Airmar® B150 CHIRP transducer, and GMR™ 24 xHD marine dome radar. Unique to the 28, enjoy the black flushmount electronics face and mic relocation kit. Plus, opt for the Garmin® 1kW CHIRP sonar upgrade on the 28 and 25.

Available on the 28, 25, and 23.

GARMIN® OFFSHORE

Two 16" GPSMAP® 7616 XSV multi-touch widescreen chartplotter/sonar displays, VHF 210 AIS radio with 8' digital antenna, GMR™ 424 xHD2 4kW open-array radar, Airmar® B275LHW with wide beam Reactor™ 1kW CHIRP transducer, and Reactor™ steer-by-wire autopilot. Black flushmount electronics face, mic relocation kit, plus Garmin GMR™ Phantom 54 open-array radar upgrade option.

Available on the 34SS, 34, 31, and 28.



Garmin® Offshore 41

GARMIN® OFFSHORE 41

Triple 17" GPSMAP® 8617 multi-touch widescreen chartplotter/sonar displays, VHF 210 AIS radio with 8' Digital VHF antenna, GMR™ Phantom 54 open-array radar, Airmar® B275LHW broadband 1kW CHIRP transducer, and autopilot Reactor™ steer-by-wire. Plus, enjoy the black flushmount electronics face and mic relocation kit.

Available on the 41.



SEATING, TACKLE & STORAGE

Spacious seating at the helm and tackle centers designed by fishermen for fishermen make every option the perfect catch. Select Regulator's Deluxe Tackle Centers for decked-out rigging stations and generous storage compartments, or, choose the Cockpit Galley complete with refrigerator, sink, and grill. Both options feature captain's comforts including helm companion seating with flip-up bolsters and footrests with SoftGrip foot rail.

4x
41 STANDARD



4X Deluxe Helm Seating with Armrests and Individual Footrests



4X Deluxe Cockpit Seating with Tackle Center plus Retractable Galley and Grill



4X Deluxe Forward Settee with Built-In Insulated Forward Cooler

3x
DELUXE



3X Deluxe Seating
Standard on 34SS, 34, 31



3X Deluxe Tackle Center
Standard on 34SS, 34, 31

2x
DELUXE



2X Deluxe Seating
Optional on 25, 23



2X Deluxe Tackle Center
Optional on 25, 23



Forward Seat Storage
Standard on all models

EXPLORE MORE FEATURES

2x
28 TACKLE



28 Seating
Standard on 28



28 Tackle Center
Standard on 28

Upholstery Colors
in addition to White



Desert Tan with Chocolate Welting



Dove Gray with Pewter Welting

COCKPIT
GALLEY



Cockpit Galley Seating
Optional on 34SS, 34



Cockpit Galley
Optional on 34SS, 34

SUPER
SPORT



SuperSport Leaning Post Seating
Standard on 25, 23



SuperSport Tackle Center
Standard on 25, 23



Fiberglass Table with Flushmount Electric Motor
(Converts to Sun Bed with Cushions) Standard on 41



Fiberglass Table
(Converts to Sun Bed with Cushions)
Optional on 34SS, 34, 31, 28, 25, 23



Sun Bed with Cushions
(Converts to Fiberglass Table)
Optional on 34SS, 34, 31, 28, 25, 23



Forward Seating/Storage
Standard on all models



Removable Forward Seating Backrests
Optional on 25, 23



Integrated Forward Seating Backrests
Standard on 41, 34SS, 34, 31, 28



Starboard Seating
Standard on 34SS



Console Seat with Insulated Cooler
Standard on 31, 28, 25, 23



Integrated Flush-Folding Transom Seat
Standard on all models



Starboard Boarding and Dive Door
Standard on 41, 34SS, 34, 31



Transom Walkthrough Tuna Door
Standard on 28, 25, 23



Cockpit Hatch for Mechanical Access
Standard on all models

CUSTOMIZE YOUR OPTIONS

In addition to our power-packed standard features, Regulator offers many options to suit your needs. See our Standards & Options on pages 34-47 for complete options available by model.



Edson™ Elite Carbon Wheel with Power Knob
Optional on 41, 41 Tower, 34SS, 34, 31



T-Top with Surfboard Edges
Optional on 34SS, 34, 31, 28, 25, 23



Regulator 41 T-Top & Aft Support Frame with Integrated SureShade®
Standard on 41



T-Top Rocket Launchers
Optional on 34SS, 34, 31, 28, 25, 23



Remote-Controlled Spotlight
Optional on all models (34 pictured)



Dual Station Tower
Optional on 41



Taco® Grand Slam 380 Outriggers
Optional on all models



Factory-Installed Garmin® GXM 53 SiriusXM® Weather Marine Receiver Upgrade Optional on all models



Through Stem Bow Roller with Anchor Windlass, Remote Switch, Chain, and Anchor Optional on all models



Edson™ Wheel with Power Knob
Standard on 41, 41 Tower, 34SS, 34, 31
Optional on 28, 25, 23



Yamaha Helm Master® with Set Point™
Standard on 41
Optional on 34SS, 34, 31



Lenco™ Marine Auto Glide
Optional on all models



Multi-Colored Underwater LED Lights
Set of 2. Available in multiple colors.
Optional on 41, 34SS, 34, 31, 28, 25



NEW! FLIR™ M232 Thermal Camera
Optional on 41, 34SS, 34, 31



NEW! Forward Sun Shade
Optional on all models



NEW! Cockpit SureShade®
Standard on 41



NEW! Cockpit Freshwater Single Inlet Reverso Auto Flush
Optional on 41, 34SS, 34, 31



NEW! Watersports Tow Bar
Optional on 34SS, 34, 31, 28, 25, 23



Flexiteek Bracket Mat
Standard on 41
Optional on 34SS, 34, 31, 28, 25, 23



Bracket Matched to Hull Color
Optional on all models



Bucket Holder with YETI® Buckets
Standard on 41
Optional on 34SS, 34, 31, 28, 25, 23



STANDARDS & OPTIONS

STANDARD EQUIPMENT

Console

- Ritchie® Blue Face SuperSport Compass
- Yamaha CL7™ Touchscreen Display (Console & Tower)
- Marine Stereo with AM/FM/WB, SiriusXM® Ready with Bluetooth and Polk Ultramarine Sound System, Dynamically Calibrated Subwoofer/Speakers/Amp with External Digital Antenna
- EZ-View Flushmount Electronic Mounting Face with Access in Head Compartment
- Battery System with Switches and (8) Marine Batteries with Easy Access at Helm
- (2) 40 Amp Battery Chargers with 50' Power Cord
- Glove Boxes with Fiberglass Lids
- Edson™ Polished Silver Wheel with Power Knob
- Frameless Fiberglass Integrated Console Door
- Wraparound Windshield
- Helm Air Conditioner Vents
- Flexiteek Marine Decking at Helm
- Helm Space for up to (3) 17" Displays
- USB Charging Ports
- White Powder Coat Package

Console Interior

- CO Detector
- Courtesy LED Lights
- Bilge High Water Alarm
- Sleeping Accommodations for Two with Reading Lights
- Galley with Refrigerator, Microwave, Sink, Inductive Cooktop, and Cabinet Storage
- Cherry Dining Table with Seating for Four
- Air Conditioner
- 8kW Fischer Panda Diesel Generator
- 28" 12V LED TV with AM/FM/CD/DVD Player

Head Interior

- Electric Head with 13 gal. Holding Tank
- Stand-Up Head Compartment with Solid Surface Countertop, Sink with Hot Water and Cabinet Storage, Interior Lighting, and Mirror
- Hot Water Shower and (2) Towel Racks
- Vented Port Light

Deck & Cockpit

- Fiberglass T-Top with Surfboard Edges, Electronics Box, Integrated Spreader Lights, Multi-Colored LED Lights, and Rocket Launchers Built Into Aft Support Frame
- Seakeeper® 6 Gyro Stabilization System
- 360° Coaming Pads
- Stainless Steel 14x18 Trim Tabs with Indicator Switch
- Starboard Boarding and Dive Door with Ladder
- Pull Up Bow Cleats
- Stainless Steel Hardware Through-Bolted with Elastic Stop Nuts
- Molded Non-Skid Horizontal Surfaces
- Engine Bracket with Flexiteek Marine Decking
- Through Stem Bow Roller with Anchor Windlass in Forward Deck Anchor Locker, Remote Switch, Chain, Anchor, and Freshwater Wash Down
- Stainless Steel Scuppers
- Flush-Mounted Fiberglass Sun Bed with Filler Cushion and Convertible Pedestal Table with Electric Motor to Raise/Lower
- USB Charging Ports in Forward Seating Area
- Bucket Holder with (2) YETI® Buckets
- SureShade® Cockpit Sun Shade
- White-Painted Engines

NOTE: Factory-installed engines include electronic binnacle control with combined power trim-tilt. The Yamaha CL7™ Touchscreen Display features 7" full color, high resolution LCD display which indicates critical systems information, including: gear selected, engine RPM, boat speed, engine trim level, available fuel in gallons, fuel level, fuel flow, fuel economy and up to four vital engine functions that are user selectable (i.e. oil pressure, water pressure and battery voltage) in an easy to read bar graph. Factory-installed Yamaha engines come standard with stainless steel SDS props and Yamaha 10 micron fuel/water separators.

Fishing Equipment

- Freshwater System with Wash Downs (2) and Transom Shower
- Insulated Illuminated Transom Fishbox
- Insulated Illuminated Transom Livewells (2)
- Saltwater Wash Down and Livewell Plumbing
- Stainless Steel Rod Holders (6)
- In-Deck Illuminated Fishbox/Locking Rod Storage (Holds 8 Rods)

Seating

- Forward Seating with Flip-Up Backrests (2)
- Forward Seating Settee with Cooler
- 4X Deluxe Helm Seating and Cockpit Seating with Tackle Center
- Integrated Flush Folding Transom Seat

POWER

- Quad Yamaha XF425 4-Stroke Engines with Digital Electronic Controls and Yamaha Helm Master® with Set Point™

CUSTOMIZED OPTIONS

Color

- Featured or Custom Hull Color
- Hull Color Matched Bracket
- Custom-Painted Engines

T-Top & Tower

- Spray Curtain Enclosure
- Taco® Grand Slam 380XL Outriggers with 20' Carbon Fiber Telescoping Poles
- Dual Station Tower with Controls and Hardtop

Seating & Upholstery

- Desert Tan or Dove Gray Upholstery
- Helm, Console, and Seating Canvas Covers

Comfort & Convenience

- Edson™ Elite Carbon Wheel with Power Knob (Console & Tower)*
- (3) Pairs of Additional Rod Holders
- Refrigerated Transom Fishbox
- Multi-Colored Underwater LED Lights (2)
- Lenco™ Marine Auto Glide**
- Remote-Controlled LED Spotlight
- FLIR™ M232 Thermal Camera
- Cockpit Freshwater Single Inlet Reverso Auto Flush
- Forward Sun Shade

Electronics

- Factory-Installed Garmin® Offshore 41 Package with Black Flushmount Electronics Face
- Factory-Installed Garmin® GXM 53 SiriusXM® Weather Marine Receiver Upgrade**

* In Lieu of Standard Wheel

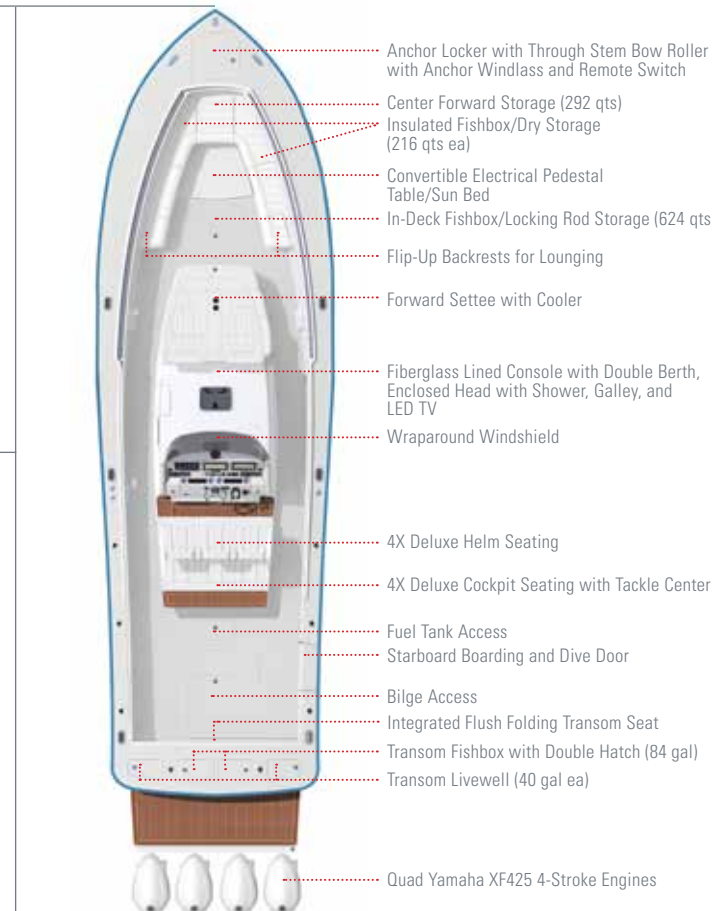
** Factory-Installed Electronics Required

41

Leading the fleet with a

LOA of 47' 3"

the 41 provides the fit,
finish & ride that only
Regulator can deliver.



MODEL SPECIFICATIONS

LOA.....	41' 3"
LOA with Bracket & Engines . . .	47' 3"
Beam	12' 6"
Dry Weight - Quad Engines. .	21,100 lbs
Fuel Capacity600 gal
Diesel Capacity20 gal
Deadrise	24 degrees
Center Forward Storage	292 qts
Forward Seat Insulated Fishbox/Dry Storage (2) . . .	216 qts ea
In-Deck Fishbox/Locking Rod Storage	624 qts
Forward Settee Cooler100 qts
Head Holding Tank	13 gal
Freshwater Tank60 gal
Hot Water Tank6 gal
Transom Livewell (2)	40 gal ea
Transom Fishbox84 gal
Draft.....	29" - Engines Up
Draft	37" - Engines Down

34ss

STANDARDS & OPTIONS

STANDARD EQUIPMENT

Console

- SeaStar Solutions® Optimus Electronic Power Steering with Tilt Helm
- Yamaha CL7™ Touchscreen Display
- Ritchie® Blue Face SuperSport Compass
- Marine Stereo with AM/FM/WB, SiriusXM® Ready with Bluetooth and (4) Premium Speakers
- EZ-View Flushmount Electronic Mounting Face with Access in Head Compartment
- Quad Battery System with Switches and Marine Batteries
- 40 Amp Battery Charger with 50' Power Cord
- Frameless Tempered Glass Windshield
- Glove Box with Fiberglass Lid
- Edson™ Polished Silver Wheel with Power Knob
- Frameless Fiberglass Integrated Console Door
- USB Charging Ports

Console Interior

- CO Detector
- Vented Port Light in Console
- Courtesy LED Lights
- Flexiteek Flooring in Console
- Bilge High Water Alarm
- Sleeping Accommodations for Two Complete with Reading Lights
- Stand-Up Head Compartment with Solid Surface Countertop, Interior Lighting, and Mirror
- Polished Stainless Steel Sink with Storage
- Electric Head with 13 gal. Holding Tank
- Rod Racks for up to 11 Rods

Deck & Cockpit

- 360° Coaming Pads
- Stainless Steel 14x18 Trim Tabs with Indicator Switch
- Pull Up Bow Cleats
- Stainless Steel Hardware Through-Bolted with Elastic Stop Nuts
- Molded Non-Skid Horizontal Surfaces
- Engine Bracket with Ladder
- 368 qt. Forward Center Dry Storage Compartment
- Forward Deck Anchor Locker with Rope Storage
- Stainless Steel Scuppers
- Below Deck Bulk Cockpit Storage Compartment
- Starboard Boarding and Dive Door with Removable Folding Ladder
- USB Charging Ports in Forward Seating Area

Fishing Equipment

- 7' Insulated Rod Storage Under Starboard Seating
- 6' Port Side Insulated Cooler Box/Rod Storage
- 31 gal. Freshwater System with Wash Down and Transom Shower
- Insulated Illuminated Transom Fishbox
- Insulated Illuminated Transom Livewell
- Saltwater Wash Down and Livewell Plumbing

Seating

- Forward Seating with Flip-Up Backrest (Port Side)
- Upholstered Forward Console Seating for Two and Wraparound Starboard Seating
- 3X Deluxe Tackle Center
- Integrated Flush Folding Transom Seat

POWER OPTIONS

- Triple Yamaha F300 4-Stroke Engines with Digital Electronic Controls
- Triple Yamaha F300 4-Stroke Engines with Digital Electronic Controls and Yamaha Helm Master® with Set Point™

CUSTOMIZED OPTIONS

Color

- Featured or Custom Hull Color
- Hull Color Matched Bracket
- Flexiteek Marine Decking for Bracket
- White, Backcove, or Storm Gray Powder Coat Package*
- White-Painted or Custom-Painted Engines

T-Top

- Fiberglass T-Top with Surfboard Edges and Electronics Box
- 3-Sided Spray Curtain Enclosure*
- T-Top Underside to Match Hull Sides or Different Than Hull Sides*
- T-Top Rocket Launcher*
- Taco® Grand Slam 380 Outriggers with 18' Telescoping Poles*
- Taco® Grand Slam 380 Outriggers with 20' Carbon Fiber Telescoping Poles*

Seating & Upholstery

- Cockpit Galley**
- Fiberglass Sun Bed Table with Filler Cushion and Convertible Pedestal Table
- Dove Gray or Desert Tan Upholstery
- Helm, Console, and Seating Canvas Covers

Comfort & Convenience

- Seakeeper® 2 Gyro Stabilization System
- Edson™ Elite Carbon Wheel with Power Knob***
- 12V Air Conditioner
- Bow Thruster
- Cruising Package with 12V Drawer Refrigerator and 110V Microwave
- Bucket Holder with (2) YETI® Buckets
- Insulated/Macerated Aft Floor Fishbox
- (3) Pairs of Additional Rod Holders
- Refrigerated Transom Fishbox
- Through Stem Bow Roller with Anchor Windlass, Remote Switch, Chain, and Anchor
- Multi-Colored Underwater LED Lights (2)
- Lenco™ Marine Auto Glide†
- Remote-Controlled LED Spotlight*
- FLIR™ M232 Thermal Camera*
- Cockpit Freshwater Single Inlet Reverso Auto Flush
- Forward Sun Shade*
- Removable Watersports Tow Bar

Electronics

- Entertainment Upgrade Package: Includes Polk Ultramarine DSP Sound System, Dynamically Calibrated Subwoofer/Speakers/Amp with External Digital Antenna*
- Factory-Installed Garmin® Offshore Package with Black Flushmount Electronics Face (with GMR™ Fantom 54 Open-Array Radar Upgrade Available)*
- Factory-Installed Garmin® GXM 53 SiriusXM® Weather Marine Receiver Upgrade†

* T-Top Must Be Selected

** In Lieu of 3X Deluxe Tackle Center

*** In Lieu of Standard Wheel

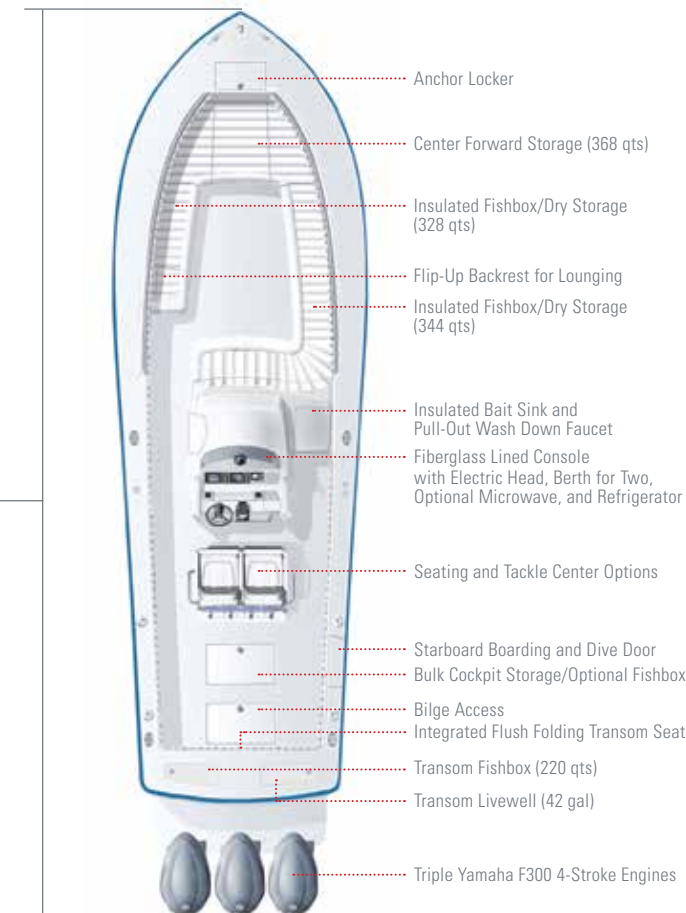
† Factory-Installed Electronics Required

34ss

Extend your
usable space with a

LOA of 39' 4" ◀

to deliver the
Legendary Ride.



MODEL SPECIFICATIONS

LOA.....	33' 10"
LOA with Bracket & Engines	39' 4"
Beam	10' 11"
Dry Weight - Triple Engines .	11,315 lbs
Fuel Capacity350 gal
Deadrise	24 degrees
Center Forward Storage	368 qts
Insulated Forward Seat Fishbox/ Dry Storage (Port)	328 qts
Insulated Forward Seat Fishbox/ Dry Storage (Starboard)	344 qts
Head with Holding Tank.....	13 gal
Freshwater Tank31 gal
Bulk Cockpit Storage/ Optional Fishbox	400 qts
Transom Livewell42 gal
Transom Fishbox	220 qts
Draft	27" - Engines Up
Draft	40" - Engines Down

NOTE: Factory-installed engines include electronic binnacle control with combined power trim-tilt. The Yamaha CL7™ Touchscreen Display features 7" full color, high resolution LCD display which indicates critical systems information, including: gear selected, engine RPM, boat speed, engine trim level, available fuel in gallons, fuel level, fuel flow, fuel economy and up to four vital engine functions that are user selectable (i.e. oil pressure, water pressure and battery voltage) in an easy to read bar graph. Factory-installed Yamaha engines come standard with stainless steel SDS props and Yamaha 10 micron fuel/water separators.



STANDARDS & OPTIONS

STANDARD EQUIPMENT

Console

- SeaStar Solutions® Optimus Electronic Power Steering with Tilt Helm
- Yamaha CL7™ Touchscreen Display
- Ritchie® Blue Face SuperSport Compass
- Marine Stereo with AM/FM/WB, SiriusXM® Ready with Bluetooth and (4) Premium Speakers
- EZ-View Flushmount Electronic Mounting Face with Access in Head Compartment
- Quad Battery System with Switches and Marine Batteries
- 40 Amp Battery Charger with 50' Power Cord
- Frameless Tempered Glass Windshield
- Glove Box with Fiberglass Lid
- Edson™ Polished Silver Wheel with Power Knob
- Frameless Fiberglass Integrated Console Door
- USB Charging Ports

Console Interior

- CO Detector
- Vented Port Light in Console
- Courtesy LED Lights
- Flexiteek Flooring in Console
- Bilge High Water Alarm
- Sleeping Accommodations for Two Complete with Reading Lights
- Stand-Up Head Compartment with Solid Surface Countertop, Interior Lighting, and Mirror
- Polished Stainless Steel Sink with Storage Below
- Electric Head with 13 gal. Holding Tank
- Rod Racks for up to 11 Rods

Deck & Cockpit

- 360° Coaming Pads
- Stainless Steel 14x18 Trim Tabs with Indicator Switch
- Pull Up Bow Cleats
- Stainless Steel Hardware Through-Bolted with Elastic Stop Nuts
- Molded Non-Skid Horizontal Surfaces
- Engine Bracket with Ladder
- 368 qt. Forward Center Dry Storage Compartment
- Forward Deck Anchor Locker with Rope Storage
- Stainless Steel Scuppers
- Below Deck Bulk Cockpit Storage Compartment
- Starboard Boarding and Dive Door with Removable Folding Ladder
- USB Charging Ports in Forward Seating Area

Fishing Equipment

- 31 gal. Freshwater System with Wash Down and Transom Shower
- 6' Starboard Side Insulated Cooler Box/Rod Storage
- 6' Port Side Insulated Cooler Box/Rod Storage
- Insulated Illuminated Transom Fishbox
- Insulated Illuminated Transom Livewell
- In-Deck Illuminated Fishbox/Locking Rod Storage
- Saltwater Wash Down and Livewell Plumbing

Seating

- Forward Seating with Flip-Up Backrests (2)
- Upholstered Forward Console Seating for Two
- 3X Deluxe Tackle Center
- Integrated Flush Folding Transom Seat

POWER OPTIONS

- Triple Yamaha F300 4-Stroke Engines with Digital Electronic Controls
- Triple Yamaha F300 4-Stroke Engines with Digital Electronic Controls and Yamaha Helm Master® with Set Point™

CUSTOMIZED OPTIONS

Color

- Featured or Custom Hull Color
- Hull Color Matched Bracket
- Flexiteek Marine Decking for Bracket
- White, Backcove, or Storm Gray Powder Coat Package*
- White-Painted or Custom-Painted Engines

T-Top

- Fiberglass T-Top with Surfboard Edges and Electronics Box
- 3-Sided Spray Curtain Enclosure*
- T-Top Underside to Match Hull Sides or Different Than Hull Sides*
- T-Top Rocket Launcher*
- Taco® Grand Slam 380 Outriggers with 18' Telescoping Poles*
- Taco® Grand Slam 380 Outriggers with 20' Carbon Fiber Telescoping Poles*

Seating & Upholstery

- Cockpit Galley**
- Fiberglass Sunbed Table with Filler Cushion and Convertible Pedestal Table
- Dove Gray or Desert Tan Upholstery
- Helm, Console, and Seating Canvas Covers

Comfort & Convenience

- Seakeeper® 2 Gyro Stabilization System
- Edson™ Elite Carbon Wheel with Power Knob***
- Bucket Holder with (2) YETI® Buckets
- Bow Thruster
- Insulated/Macerated Aft Floor Fishbox
- (3) Pairs of Additional Rod Holders
- Refrigerated Transom Fishbox
- Through Stem Bow Roller with Anchor Windlass, Remote Switch, Chain, and Anchor
- Multi-Colored Underwater LED Lights (2)
- 12V Air Conditioner
- Lenco™ Marine Auto Glide†
- Remote-Controlled LED Spotlight*
- FLIR™ M232 Thermal Camera*
- Cockpit Freshwater Single Inlet Reverso Auto Flush
- Forward Sun Shade*
- Removable Watersports Tow Bar

Electronics

- Entertainment Upgrade Package: Includes Polk Ultramarine DSP Sound System, Dynamically Calibrated Subwoofer/Speakers/Amp with External Digital Antenna*
- Factory-Installed Garmin® Offshore Package with Black Flushmount Electronics Face (with GMR™ Fantom 54 Open-Array Radar Upgrade Available)*
- Factory-Installed Garmin® GXM 53 SiriusXM® Weather Marine Receiver Upgrade†

* T-Top Must Be Selected

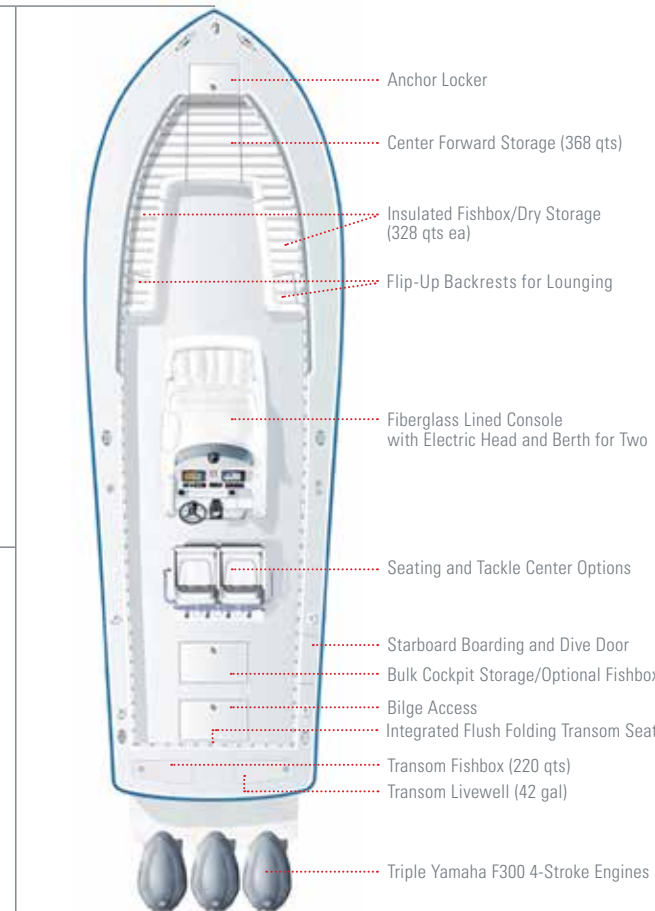
** In Lieu of 3X Deluxe Tackle Center

*** In Lieu of Standard Wheel

† Factory-Installed Electronics Required

34

Rides larger than anything in its class with a LOA of 39' 4" to rival its 39-foot competitors.



MODEL SPECIFICATIONS

LOA.....	33' 10"
LOA with Bracket & Engines	39' 4"
Beam	10' 11"
Dry Weight - Triple Engines .	11,315 lbs
Fuel Capacity	350 gal
Deadrise	24 degrees
Center Forward Storage	368 qts
Forward Insulated Fishbox/ Dry Storage (2)	328 qts ea
Head with Holding Tank.....	13 gal
Freshwater Tank	31 gal
Bulk Cockpit Storage/ Optional Fishbox	400 qts
Transom Livewell	42 gal
Transom Fishbox	220 qts
Draft	27" - Engines Up
Draft	40" - Engines Down



NOTE: Factory-installed engines include electronic binnacle control with combined power trim-tilt. The Yamaha CL7™ Touchscreen Display features 7" full color, high resolution LCD display which indicates critical systems information, including: gear selected, engine RPM, boat speed, engine trim level, available fuel in gallons, fuel level, fuel flow, fuel economy and up to four vital engine functions that are user selectable (i.e. oil pressure, water pressure and battery voltage) in an easy to read bar graph. Factory-installed Yamaha engines come standard with stainless steel SDS props and Yamaha 10 micron fuel/water separators.



STANDARDS & OPTIONS

STANDARD EQUIPMENT

Console

- SeaStar Solutions® Optimus Electronic Power Steering with Tilt Helm
- Yamaha CL7™ Touchscreen Display
- Ritchie® Blue Face SuperSport Compass
- Marine Stereo with AM/FM/WB, SiriusXM® Ready with Bluetooth and (4) Premium Speakers
- EZ-View Flushmount Electronic Mounting Face with Access in Head Compartment
- Triple Battery System with Switches and Marine Batteries
- Frameless Tempered Glass Windshield
- Glove Box with White Fiberglass Lid
- 74 qt. Insulated Cooler Under Forward Console Seat
- Frameless Fiberglass Integrated Console Door
- Vented Port Light in Console
- Stand-Up Head Compartment with Electric Head and 6 gal. Holding Tank, and Electric Tank Pumpout
- Vertical Rod Holders (6)
- Flexiteek Flooring in Console
- Edson™ Wheel with Power Knob
- USB Charging Ports

Deck & Cockpit

- 360° Coaming Pads
- Stainless Steel 14x18 Trim Tabs with Indicator Switch
- Pull Up Bow Cleats
- Stainless Steel Hardware Through-Bolted with Elastic Stop Nuts
- Molded Non-Skid Horizontal Surfaces
- Engine Bracket with Ladder
- Forward Center Dry Storage Compartment
- Forward Deck Anchor Locker with Rope Storage
- Stainless Steel Through-Hull Fittings
- Stainless Steel Scuppers
- Starboard Boarding and Dive Door with Removable Folding Ladder
- USB Charging Ports in Forward Seating Area

Fishing Equipment

- Insulated Illuminated Forward Fishboxes (3)
- Saltwater Wash Down and Livewell Plumbing
- In-Deck Illuminated Locking Rod Storage
- 35 gal. Freshwater System with Wash Down and Transom Shower

Seating

- Forward Seating with Flip-Up Backrests (2)
- Upholstered Forward Console Seating for Two
- 3X Deluxe Tackle Center
- Integrated Flush Folding Transom Seat

POWER OPTIONS

- Twin Yamaha F300 4-Stroke Engines with Digital Electronic Controls
- Twin Yamaha F300 4-Stroke Engines with Digital Electronic Controls and Yamaha Helm Master® with Set Point™

NOTE: Factory-installed engines include electronic binnacle control with combined power trim-tilt. The Yamaha CL7™ Touchscreen Display features 7" full color, high resolution LCD display which indicates critical systems information, including: gear selected, engine RPM, boat speed, engine trim level, available fuel in gallons, fuel level, fuel flow, fuel economy and up to four vital engine functions that are user selectable (i.e. oil pressure, water pressure and battery voltage) in an easy to read bar graph. Factory-installed Yamaha engines come standard with stainless steel SDS props and Yamaha 10 micron fuel/water separators.

CUSTOMIZED OPTIONS

Color

- Featured or Custom Hull Color
- Hull Color Matched Bracket
- Flexiteek Marine Decking for Bracket
- White, Backcove, or Storm Gray Powder Coat Package*
- White-Painted or Custom-Painted Engines

T-Top

- Fiberglass T-Top with Surfboard Edges and Electronics Box
- 3-Sided Spray Curtain Enclosure*
- T-Top Underside to Match Hull Sides or Different Than Hull Sides*
- T-Top Rocket Launcher*
- Taco® Grand Slam 380 Outriggers with 18' Telescoping Poles*
- Taco® Grand Slam 380 Outriggers with 20' Carbon Fiber Telescoping Poles*

Seating & Upholstery

- Fiberglass Sun Bed Table with Filler Cushion and Convertible Pedestal Table
- Dove Gray or Desert Tan Upholstery
- Helm, Console, and Seating Canvas Covers

Comfort & Convenience

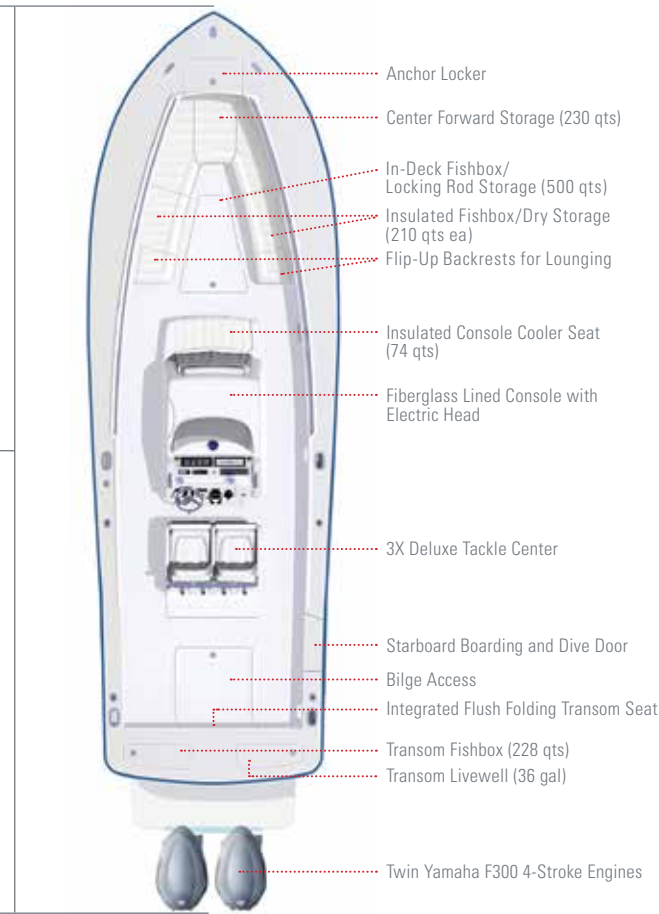
- Edson™ Elite Carbon Wheel with Power Knob**
- 30 Amp Battery Charger with 25' Cord
- Bucket Holder with (2) YETI® Buckets
- Bow Thruster
- (3) Pairs of Additional Rod Holders
- Refrigerated Transom Fishbox
- Through Stem Bow Roller with Anchor Windlass, Remote Switch, Chain, and Anchor
- Multi-Colored Underwater LED Lights (2)
- Lenco™ Marine Auto Glide***
- Remote-Controlled LED Spotlight*
- FLIR™ M232 Thermal Camera*
- Cockpit Freshwater Single Inlet Reverso Auto Flush
- Forward Sun Shade*
- Removable Watersports Tow Bar

Electronics

- Entertainment Upgrade Package: Includes Polk Ultramarine DSP Sound System, Dynamically Calibrated Subwoofer/Speakers/Amp with External Digital Antenna*
- Factory-Installed Garmin® Offshore Package with Black Flushmount Electronics Face (with GMR™ Fantom 54 Open-Array Radar Upgrade Available)*
- Factory-Installed Garmin® GXM 53 SiriusXM® Weather Marine Receiver Upgrade***

* T-Top Must Be Selected
** In Lieu of Standard Wheel
*** Factory-Installed Electronics Required

31
With a
LOA of 36' 5" including bracket and engines the 31 delivers performance at every turn.



MODEL SPECIFICATIONS

- LOA..... 31' 4"
- LOA with Bracket & Engines 36' 5"
- Beam 10' 4"
- Dry Weight - Twin Engines .. 10,500 lbs
- Fuel Capacity 300 gal
- Deadrise 24 degrees
- Center Forward Storage 230 qts
- Forward Seat Fishbox/ Dry Storage (2) 210 qts ea
- In-Deck Fishbox/ Locking Rod Storage 500 qts
- Insulated Console Cooler Seat .. 74 qts
- Head with Holding Tank..... 6 gal
- Freshwater Tank 35 gal
- Transom Livewell 36 gal
- Transom Fishbox 228 qts
- Draft 25" - Engines Up
- Draft 32" - Engines Down





28

STANDARDS & OPTIONS

STANDARD EQUIPMENT

Console

- SeaStar Solutions® Optimus Electronic Power Steering with Tilt Helm
- Ritchie® Blue Face SuperSport Compass
- Marine Stereo with AM/FM/WB, SiriusXM® Ready with Bluetooth and (4) Premium Speakers
- Frameless Fiberglass Integrated Console Door
- Stand-Up Head Compartment with Electronic Head, 6 gal. Holding Tank, Interior Lighting, Mirror, and Electric Tank Pumpout
- Vanity with Sink
- EZ-View Flushmount Electronic Mounting Face with Access in Head Compartment
- Triple Battery System with Switches and Marine Batteries
- Frameless Tempered Glass Windshield
- Glove Box with White Fiberglass Lid
- 74 qt. Insulated Cooler Under Forward Console Seat
- Vented Port Light in Console
- Flexiteek Flooring in Console
- USB Charging Ports

Deck & Cockpit

- 360° Coaming Pads
- Stainless Steel 14x18 Trim Tabs with Indicator Switch
- Pull Up Bow Cleats
- Stainless Steel Hardware Through-Bolted with Elastic Stop Nuts
- Molded Non-Skid Horizontal Surfaces
- Engine Bracket with Ladder
- 256 qt. Forward Center Dry Storage Compartment
- Forward Deck Anchor Locker with Rope Storage
- Stainless Steel Through-Hull Fittings
- Stainless Steel Scuppers
- Transom Walkthrough with Door
- USB Charging Ports in Forward Seating Area

Fishing Equipment

- Saltwater Wash Down and Livewell Plumbing
- Insulated Illuminated Forward Fishboxes (2)
- In-Deck Illuminated Fishbox/Locking Rod Storage
- 33 gal. Freshwater System with Wash Down and Transom Shower

Seating

- Upholstered Forward Console Seating for Two
- 28 Tackle Center
- Integrated Flush Folding Transom Seat
- Forward Seat Flip-Up Backrests (2)

POWER

- Twin Yamaha F300 4-Stroke Engines with Digital Electronic Controls

CUSTOMIZED OPTIONS

Color

- Featured or Custom Hull Color
- Hull Color Matched Bracket
- Flexiteek Marine Decking for Bracket
- White, Backcove, or Storm Gray Powder Coat Package*
- White-Painted or Custom-Painted Engines

T-Top

- Fiberglass T-Top with Surfboard Edges and Electronics Box
- 3-Sided Spray Curtain Enclosure*
- T-Top Underside to Match Hull Sides or Different Than Hull Sides*
- T-Top Rocket Launcher*
- Taco® Grand Slam 380 Outriggers with 18' Telescoping Poles*
- Taco® Grand Slam 380 Outriggers with 20' Carbon Fiber Telescoping Poles*

Seating & Upholstery

- Fiberglass Sun Bed Table with Filler Cushion and Convertible Pedestal Table
- Dove Gray or Desert Tan Upholstery
- Helm, Console, and Seating Canvas Covers

Comfort & Convenience

- 30 Amp Battery Charger with 25' Cord
- Bucket Holder with (2) YETI® Buckets
- Edson™ Wheel with Power Knob**
- (3) Pairs of Additional Rod Holders
- Refrigerated Transom Fishbox
- Through Stem Bow Roller with Anchor Windlass, Remote Switch, Chain, and Anchor
- Multi-Colored Underwater LED Lights (2)
- Lenco™ Marine Auto Glide***
- Remote-Controlled Spotlight*
- Cockpit Freshwater Engine Flush
- Forward Sun Shade*
- Removable Watersports Tow Bar

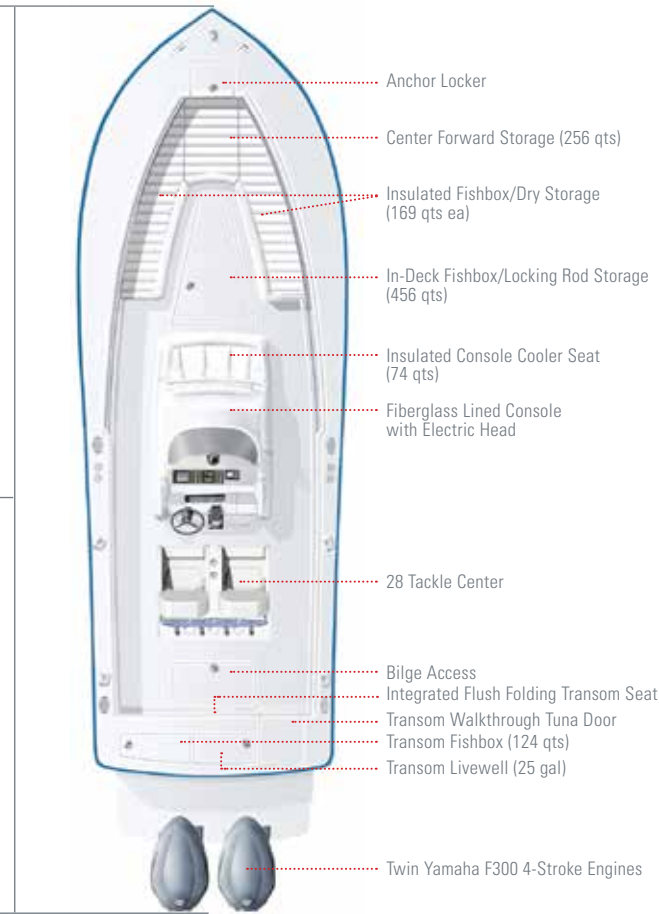
Electronics

- Entertainment Upgrade Package: Includes Polk Ultramarine DSP Sound System, Dynamically Calibrated Subwoofer/Speakers/Amp with External Digital Antenna*
- Factory-Installed Garmin® Premium Fish Package with Black Flushmount Electronics Face (with 1kW CHIRP Upgrade Available)*
- Factory-Installed Garmin® Offshore Package with Black Flushmount Electronics Face (with GMR™ Fantom 54 Open-Array Radar Upgrade Available)*
- Factory-Installed Garmin® GXM 53 SiriusXM® Weather Marine Receiver Upgrade***

* T-Top Must Be Selected
** In Lieu of Standard Wheel
*** Factory-Installed Electronics Required

28

Get more out of
your ride with a
LOA of 32' 6"◀
to fish far beyond
what most 28s offer.



MODEL SPECIFICATIONS

- LOA.....27' 8"
- LOA with Bracket & Engines32' 6"
- Beam9' 5"
- Dry Weight - Twin Engines ...8,260 lbs
- Fuel Capacity219 gal
- Deadrise24 degrees
- Center Forward Storage256 qts
- Forward Seat Fishbox/
Dry Storage (2)169 qts ea
- In-Deck Fishbox/
Locking Rod Storage456 qts
- Insulated Console Cooler Seat ..74 qts
- Head with Holding Tank.....6 gal
- Freshwater Tank33 gal
- Transom Livewell25 gal
- Transom Fishbox124 qts
- Draft24" - Engines Up
- Draft31" - Engines Down

NOTE: Factory-installed engines include dual electronic binnacle control with combined power trim-tilt and Yamaha 6YC information station. Information station features 5" high contrast color, high definition display which indicates critical systems information, including: engine RPM, boat speed, engine trim level, available fuel in gallons, fuel level, fuel flow, fuel economy and up to three vital engine functions that are user selectable (i.e. oil pressure, water pressure and battery voltage) in an easy to read bar graph. Factory-installed Yamaha engines come standard with stainless steel SDS props and Yamaha 10 micron fuel/water separators





STANDARDS & OPTIONS

STANDARD EQUIPMENT

Console

- SeaStar Solutions® Optimus Electronic Power Steering with Tilt Helm
- Ritchie® Blue Face SuperSport Compass
- Marine Stereo with AM/FM/WB, SiriusXM® Ready with Bluetooth and (4) Premium Speakers
- Stand-Up Head Compartment with Head with Holding Tank, Interior Lighting, and Electric Tank Pumpout
- EZ-View Flushmount Electronic Mounting Face with Access in Head Compartment
- Triple Battery System with Switches and Marine Batteries
- Frameless Tempered Glass Windshield
- Glove Box with Fiberglass Lid
- 64 qt. Insulated Cooler Under Forward Console Seat
- Vented Port Light in Console
- USB Charging Ports

Deck & Cockpit

- 360° Coaming Pads
- Stainless Steel 14x18 Trim Tabs with Indicator Switch
- Pull Up Bow Cleats
- Stainless Steel Hardware Through-Bolted with Elastic Stop Nuts
- Molded Non-Skid Horizontal Surfaces
- Engine Bracket with Ladder
- 230 qt. Forward Center Dry Storage Compartment
- Forward Deck Anchor Locker with Rope Storage
- Stainless Steel Scuppers
- Transom Walkthrough Tuna Door
- USB Charging Ports in Forward Seating Area

Fishing Equipment

- Saltwater Wash Down and Livewell Plumbing
- Insulated Illuminated Forward Fishboxes (2)
- In-Deck Illuminated Locking Rod Storage
- 20 gal. Freshwater System with Wash Down and Transom Shower

Seating

- Upholstered Forward Console Seating for Two
- SuperSport/Tackle Center Leaning Post
- Integrated Flush Folding Transom Seat

POWER OPTIONS

- Twin Yamaha F200 4-Stroke Engines with Digital Electronic Controls
- Twin Yamaha F250 4-Stroke Engines with Digital Electronic Controls

NOTE: Factory-installed engines include dual electronic binnacle control with combined power trim-tilt and Yamaha GYC information station. Information station features 5" high contrast color, high definition display which indicates critical systems information, including: engine RPM, boat speed, engine trim level, available fuel in gallons, fuel level, fuel flow, fuel economy and up to three vital engine functions that are user selectable (i.e. oil pressure, water pressure and battery voltage) in an easy to read bar graph factory-installed Yamaha engines come standard with stainless steel SDS props and Yamaha 10 micron fuel/water separators.

CUSTOMIZED OPTIONS

Color

- Featured or Custom Hull Color
- Hull Color Matched Bracket
- Flexiteek Marine Decking for Bracket
- White, Backcove, or Storm Gray Powder Coat Package*
- White-Painted or Custom-Painted Engines

T-Top

- Fiberglass T-Top with Surfboard Edges
- 3-Sided Spray Curtain Enclosure*
- T-Top Underside to Match Hull Sides or Different Than Hull Sides*
- T-Top Rocket Launcher*
- Taco® Grand Slam 380 Outriggers with 15' Telescoping Poles*

Seating & Upholstery

- 2X Deluxe Tackle Center**
- Fiberglass Sun Bed Table with Filler Cushion and Convertible Pedestal Table
- Removable Forward Seating Backrests (2)
- Dove Gray or Desert Tan Upholstery
- Helm, Console, and Seating Canvas Covers

Comfort & Convenience

- 30 Amp Battery Charger with 25' Cord
- Bucket Holder with (2) YETI® Buckets
- Edson™ Wheel with Power Knob***
- Pair of Additional Rod Holders
- Through Stem Bow Roller with Anchor Windlass, Remote Switch, Chain, and Anchor
- Multi-Colored Underwater LED Lights (2)
- Lenco™ Marine Auto Glide†
- Remote-Controlled Spotlight*
- Cockpit Freshwater Engine Flush
- Forward Sun Shade*
- Removable Watersports Tow Bar

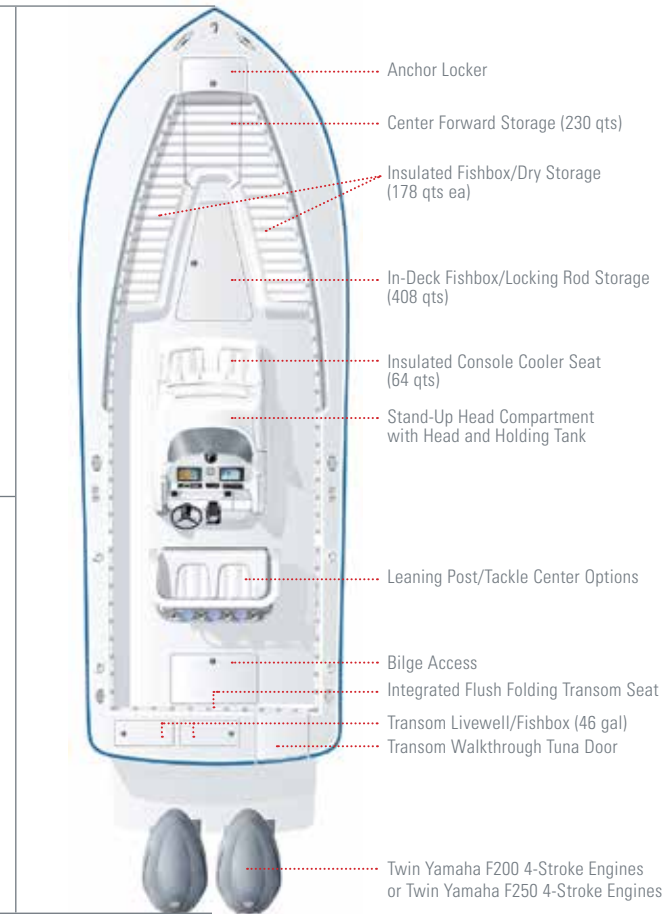
Electronics

- Entertainment Upgrade Package: Includes Polk Ultramarine DSP Sound System, Dynamically Calibrated Subwoofer/Speakers/Amp with External Digital Antenna*
- Factory-Installed Garmin® 12 Fish Package
- Factory-Installed Garmin® 16 Fish Package
- Factory-Installed Garmin® Premium Fish Package (with 1kW CHIRP Upgrade Available)*
- Factory-Installed Garmin® GXM 53 SiriusXM® Weather Marine Receiver Upgrade†

* T-Top Must Be Selected
** In Lieu of SuperSport/Tackle Center Leaning Post
*** In Lieu of Standard Wheel
† Factory-Installed Electronics Required

25

Rides far outside
its category with a
LOA of 30' ←
including bracket
and engines.



LOA.....	25' 2"
LOA with Bracket & Engines	30' 0"
Beam	8' 10"
Dry Weight -	
Twin F200 Engines	7,500 lbs
Twin F250 Engines	7,640 lbs
Fuel Capacity	160 gal
Deadrise	24 degrees
Center Forward Storage	230 qts
Forward Seat Fishbox/ Dry Storage (2)	178 qts ea
In-Deck Fishbox/ Locking Rod Storage	408 qts
Insulated Console Cooler Seat. .	64 qts
Head with Holding Tank.....	9 gal
Freshwater Tank	20 gal
Transom Livewell/Fishbox	46 gal
Draft	24" - Engines Up
Draft	33" - Engines Down

MODEL SPECIFICATIONS





STANDARDS & OPTIONS

STANDARD EQUIPMENT

Console

- SeaStar Solutions® Optimus Electronic Power Steering with Tilt Helm
- Ritchie® Blue Face SuperSport Compass
- Marine Stereo with AM/FM/WB, SiriusXM® Ready with Bluetooth and (4) Premium Speakers
- Stand-Up Head Compartment with Portable Marine Toilet
- EZ-View Flushmount Electronic Mounting Face with Access in Head Compartment
- Dual Battery System with Switches and Marine Batteries
- Frameless Tempered Glass Windshield
- Glove Box with Fiberglass Lid
- 69 qt. Insulated Cooler Under Forward Console Seat
- Vented Port Light in Console
- USB Charging Ports

Deck & Cockpit

- 360° Coaming Pads
- Stainless Steel 12x16 Trim Tabs with Indicator Switch
- Pull Up Bow Cleats
- Stainless Steel Hardware Through-Bolted with Elastic Stop Nuts
- Stainless Steel Through-Hull Fittings
- Forward Deck Anchor Locker with Rope Storage
- Molded Non-Skid Horizontal Surfaces
- Engine Bracket with Ladder
- Stainless Steel Scuppers
- Transom Walkthrough Tuna Door
- USB Charging Ports in Forward Seating Area

Fishing Equipment

- Insulated Illuminated Forward Fishboxes (2)
- In-Deck Illuminated Locking Rod Storage (For 5' 6" rods)
- Saltwater Wash Down and Livewell Plumbing
- Stainless Steel Rod Holders (4)
- 20 gal. Freshwater System with Wash Down and Transom Shower

Seating

- Upholstered Forward Console Seating for Two
- SuperSport/Tackle Center Leaning Post
- Integrated Flush Folding Transom Seat

POWER OPTIONS

- Single Yamaha F300 4-Stroke Engine with Digital Electronic Control
- Twin Yamaha F150 4-Stroke Engines with Digital Electronic Controls

NOTE: Factory-installed engine includes electronic binnacle control with combined power trim-tilt and Yamaha 6YC information station. Information station features 5" high contrast color, high definition display which indicates critical systems information, including: engine RPM, boat speed, engine trim level, available fuel in gallons, fuel level, fuel flow, fuel economy and up to three vital engine functions that are user selectable (i.e. oil pressure, water pressure and battery voltage) in an easy to read bar graph. Factory-installed Yamaha engines come standard with stainless steel SDS props and Yamaha 10 micron fuel/water separators.

CUSTOMIZED OPTIONS

Color

- Featured or Custom Hull Color
- Hull Color Matched Bracket
- Flexiteek Marine Decking for Bracket
- White, Backcove, or Storm Gray Powder Coat Package*
- White-Painted or Custom-Painted Engine(s)

T-Top

- Fiberglass T-Top with Surfboard Edges
- 3-Sided Spray Curtain Enclosure*
- T-Top Underside to Match Hull Sides or Different Than Hull Sides*
- T-Top Rocket Launcher*
- Taco® Grand Slam 380 Outriggers with 15' Telescoping Poles*

Seating & Upholstery

- 2X Deluxe Tackle Center**
- Fiberglass Sun Bed Table with Filler Cushion and Convertible Pedestal Table
- Removable Forward Seating Backrests (2)
- Dove Gray or Desert Tan Upholstery
- Helm, Console, and Seating Canvas Covers

Comfort & Convenience

- Edson™ Wheel with Power Knob***
- 30 Amp Battery Charger with 25' Cord
- Bucket Holder with (2) YETI® Buckets
- Head with Holding Tank and Electric Tank Pumpout
- Pair of Additional Rod Holders
- Lenco™ Marine Auto Glide†
- Remote-Controlled Spotlight*
- Through Stem Bow Roller with Anchor Windlass, Remote Switch, Chain, and Anchor
- Cockpit Freshwater Engine Flush (Single & Twin)
- Forward Sun Shade*
- Removable Watersports Tow Bar

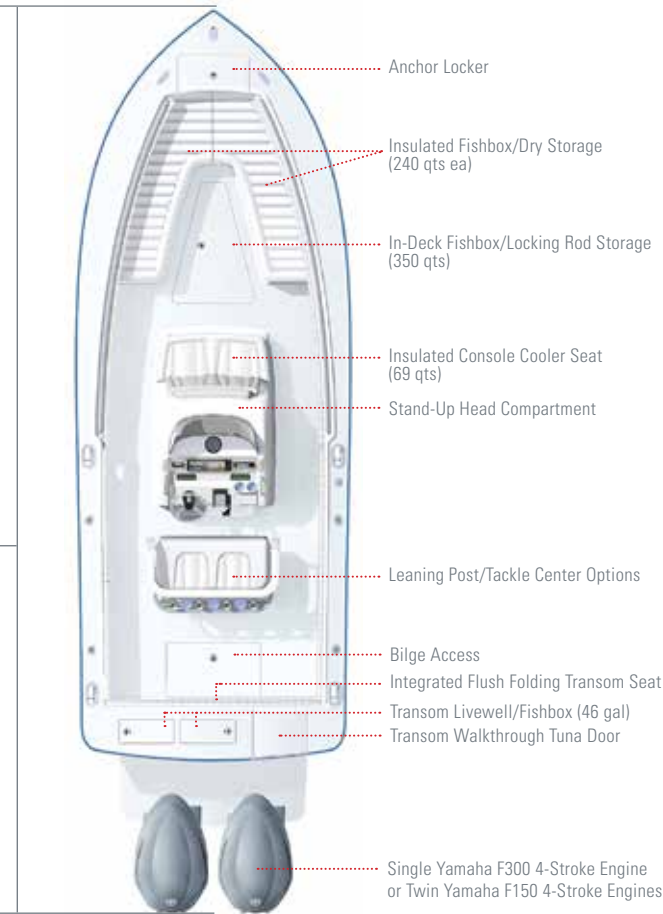
Electronics

- Entertainment Upgrade Package: Includes Polk Ultramarine DSP Sound System, Dynamically Calibrated Subwoofer/Speakers/Amp with External Digital Antenna*
- Factory-Installed Garmin® 12 Fish Package
- Factory-Installed Garmin® 16 Fish Package
- Factory-Installed Garmin® Premium Fish Package*
- Factory-Installed Garmin® GXM 53 SiriusXM® Weather Marine Receiver Upgrade†

* T-Top Must Be Selected
** In Lieu of SuperSport/Tackle Center Leaning Post
*** In Lieu of Standard Wheel
† Factory-Installed Electronics Required

23

There is no substitute for size, and with a **LOA of 27' 6"** including bracket and engines, the 23 performs outside its class.



MODEL SPECIFICATIONS

LOA.....	23' 5"
LOA with Bracket & Engine(s) . . .	27' 6"
Beam	8' 6"
Dry Weight -	
Single Engine	6,200 lbs
Twin Engines	6,600 lbs
Fuel Capacity	149 gal
Deadrise	24 degrees
Forward Seat Fishbox/ Dry Storage (2)	240 qts ea
In-Deck Fishbox/ Locking Rod Storage	350 qts
Insulated Console Cooler Seat. .	69 qts
Freshwater Tank	21 gal
Optional Head with Holding Tank	9 gal
Transom Fishbox/Livewell	46 gal
Draft	21" - Engines Up
Draft	34" - Single Engine Down
Draft	31" - Twin Engines Down



Specifications, standards, options, and availability are accurate at time of printing and subject to change.

Please see your dealer for details or contact us for more information.

Regulator Marine, Inc.
PO Box 49, Edenton, NC 27932
252.482.3837

© Regulator Marine, Inc. 2018

Photo credit: Billy Black, Bryan Goulart, Deep See Visuals, Jeremy Groves, Jim Hendricks/*Sport Fishing*, Ryan Streveler, and countless Regulator customers and fans

Special thanks to Vineyard Vines, AFTCO, Accurate Fishing Reels, Kona Kai Resort, Snook's Bayside Restaurant, and all of our photo shoot partners

OUR MISSION

WE BUILD THE BEST CENTER CONSOLE SPORTFISHING BOATS WITH PEOPLE, PROCESSES AND RESOURCES TO HONOR GOD.



REGULATORMARINE.COM
BUILD YOUR BOAT ONLINE TODAY



252.482.3837 | Edenton, NC | regulatormarine.com



#offshorelife